9051 Mira Mesa Blvd, #910094
San Diego, CA 92191
Tel: 760-390-3989

MYH Rabbit pAb

ABZ1510

Product Overview

Name	MYH Rabbit pAb
Accession(Primary)	P12882
Host Species	Rabbit
Clonality	Polyclonal
Isotype	IgG
Species Reactivity	Human, Mouse, Rat
Calculated MW	Calculated MW: 223 kDa; Observed MW: 223 kDa
Recommended Dilution	WB-1:500-1:2000; IHC:-1:100-1:300; IF-1:50-1:200; ELISA-1:20000

Target information (P12882)

Gene Name	MYH1/MYH2/MYH3/PTPRJ/MYH6/MYH7/MYH8
About Gene Symbol	

9051 Mira Mesa Blvd, #910094
San Diego, CA 92191
Tel: 760-390-3989



Western blot analysis of MYH pAb in 4T1 lysates using MYH antibody.

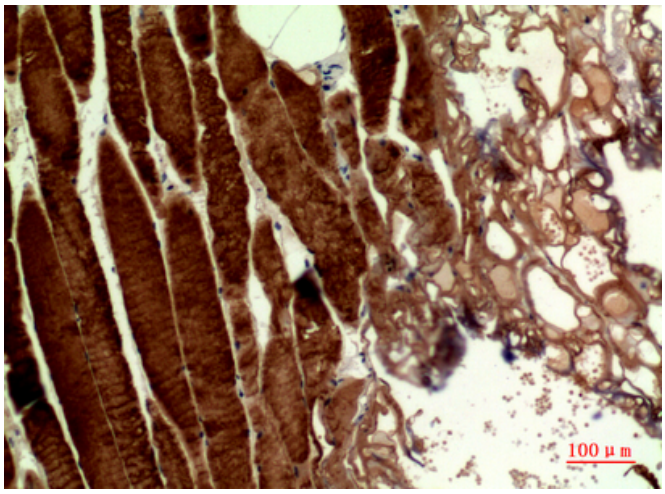

Immunohistochemistry analysis of paraffin-embedded Human muscle using MYH antibody.High-pressure and temperature Sodium Citrate pH 6.0 was used for antigen retrieval.

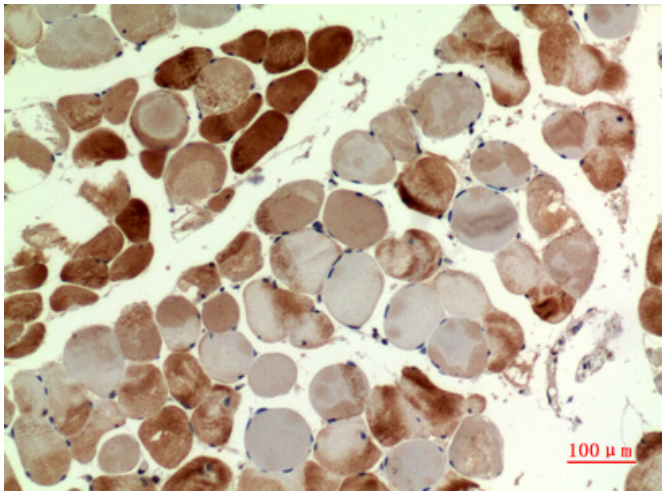

Immunohistochemistry analysis of paraffin-embedded Human muscle using MYH antibody. High-pressure and temperature Sodium Citrate pH 6.0 was used for antigen retrieval.

9051 Mira Mesa Blvd, #910094
San Diego, CA 92191
Tel: 760-390-3989

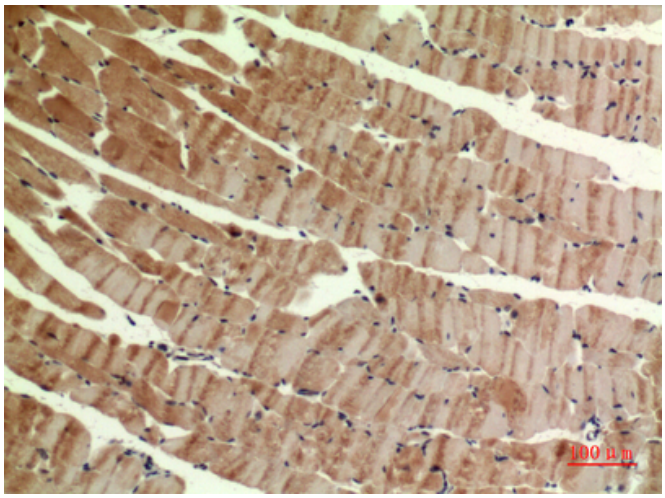

Immunohistochemistry analysis of paraffin-embedded mouse muscle using MYH antibody.High-pressure and temperature Sodium Citrate pH 6.0 was used for antigen retrieval.

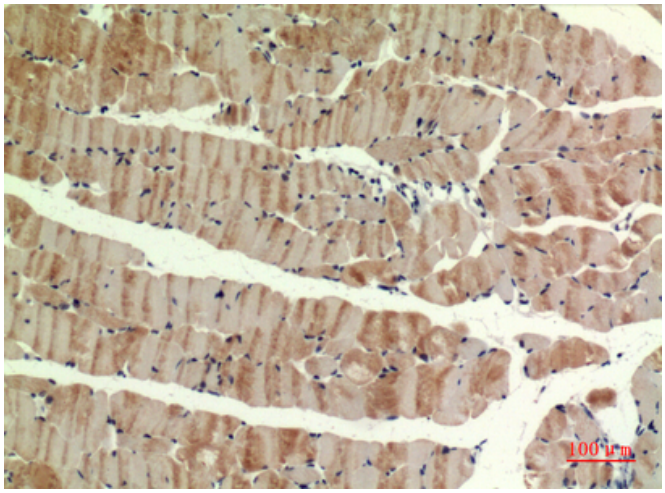

Immunohistochemistry analysis of paraffin-embedded mouse muscle using MYH antibody.High-pressure and temperature Sodium Citrate pH 6.0 was used for antigen retrieval.