9051 Mira Mesa Blvd, #910094
San Diego, CA 92191
Tel: 760-390-3989

TLE1/2/3/4 Rabbit pAb

ABZ1511

Product Overview

Name	TLE1/2/3/4 Rabbit pAb
Accession(Primary)	Q04724
Host Species	Rabbit
Clonality	Polyclonal
Isotype	IgG
Species Reactivity	Human, Mouse, Rat
Calculated MW	Calculated MW: 83 kDa; Observed MW: 90 kDa
Recommended Dilution	WB-1:500-1:2000; IHC-1:50-1:300

Target information (Q04724)

Gene Name TLE1/TLE2/TLE3/TLE4

About Gene Symbol

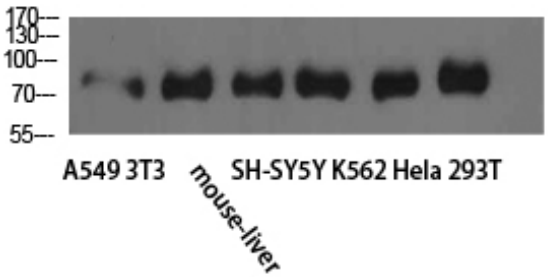

Western blot analysis of TLE1/2/3/4 in A549, 3T3, mouse liver, SH-SY5Y, K562 , Hela , 293T lysates using TLE1/2/3/4 antibody.

9051 Mira Mesa Blvd, #910094
San Diego, CA 92191
Tel: 760-390-3989

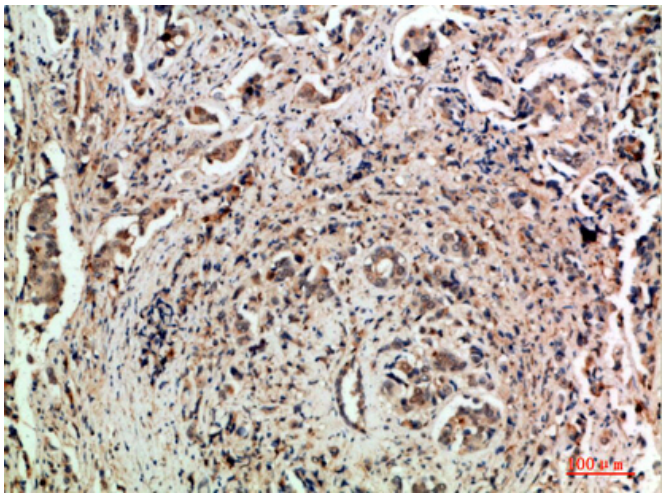

Immunohistochemistry analysis of paraffin-embedded Human breastcancer using TLE1/2/3/4 antibody.High-pressure and temperature Sodium Citrate pH 6.0 was used for antigen retrieval.

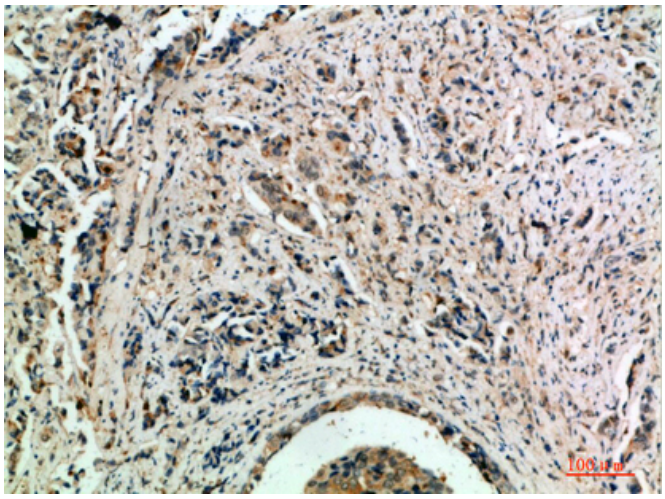

Immunohistochemistry analysis of paraffin-embedded Human breastcancer using TLE1/2/3/4 antibody. High-pressure and temperature Sodium Citrate pH 6.0 was used for antigen retrieval.

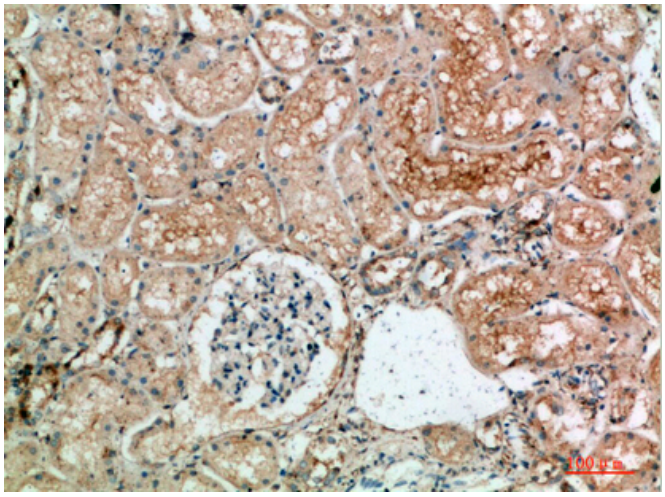

Immunohistochemistry analysis of paraffin-embedded Human kidney using TLE1/2/3/4 antibody.High-pressure and temperature Sodium Citrate pH 6.0 was used for antigen retrieval.

9051 Mira Mesa Blvd, #910094
San Diego, CA 92191
Tel: 760-390-3989

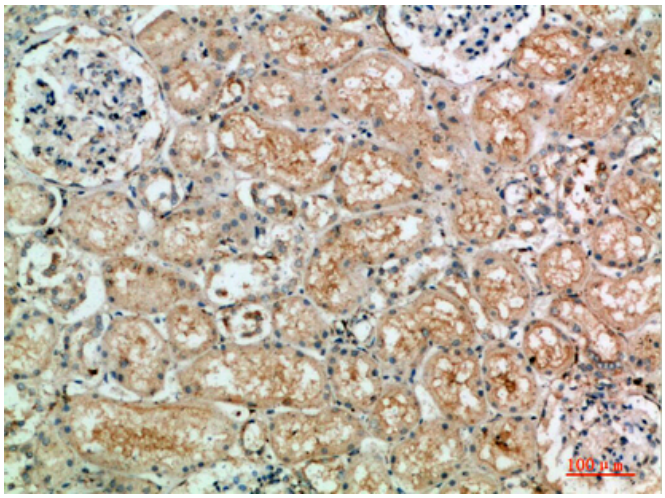

Immunohistochemistry analysis of paraffin-embedded Human kidney using TLE1/2/3/4 antibody.High-pressure and temperature Sodium Citrate pH 6.0 was used for antigen retrieval.