9051 Mira Mesa Blvd, #910094
San Diego, CA 92191
Tel: 760-390-3989

Perforin Rabbit pAb

ABZ1512

Product Overview

Name	Perforin Rabbit pAb
Accession(Primary)	P14222
Host Species	Rabbit
Clonality	Polyclonal
Isotype	IgG
Species Reactivity	Human, Mouse, Rat
Calculated MW	Calculated MW: 61 kDa; Observed MW: 61 kDa
Recommended Dilution	WB-1:500-1:2000; IHC-1:50-1:200

Target information (P14222)

Gene Name PRF1

About Gene Symbol

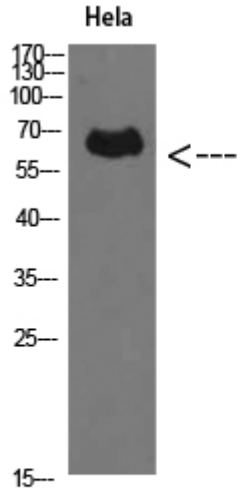

Western blot analysis of Perforin in Hela lysates using Perforin antibody.

9051 Mira Mesa Blvd, #910094
San Diego, CA 92191
Tel: 760-390-3989

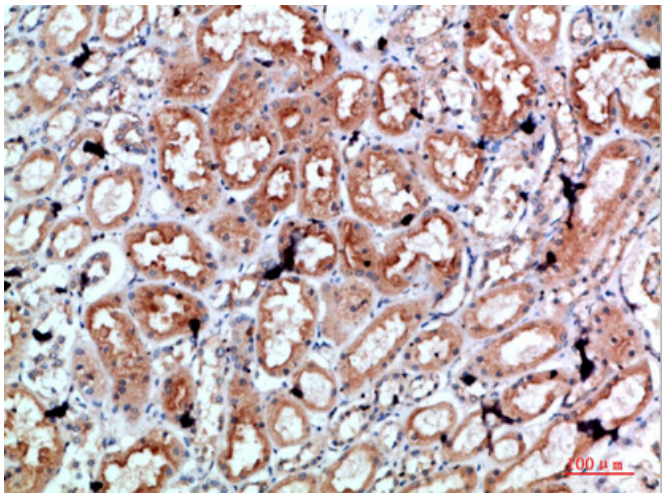

Immunohistochemistry analysis of paraffin-embedded Human kidney using Perforin antibody.High-pressure and temperature Sodium Citrate pH 6.0 was used for antigen retrieval.

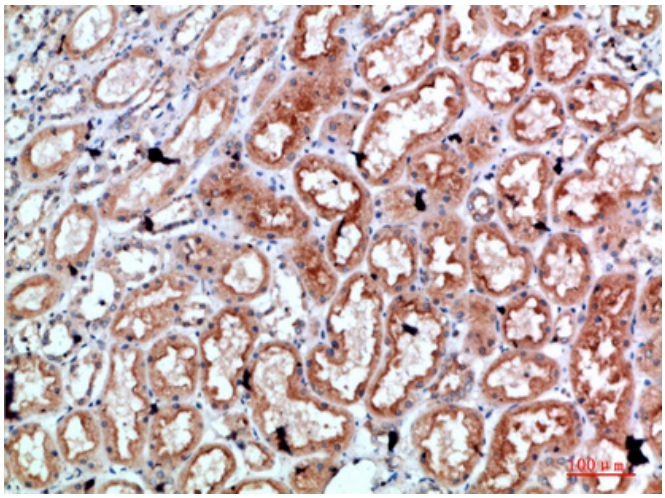

Immunohistochemistry analysis of paraffin-embedded Human kidney using Perforin antibody. High-pressure and temperature Sodium Citrate pH 6.0 was used for antigen retrieval.

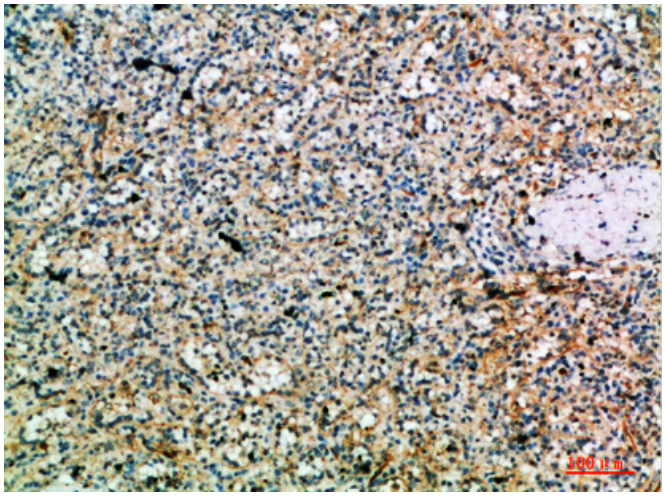

Immunohistochemistry analysis of paraffin-embedded Human spleen using Perforin antibody.High-pressure and temperature Sodium Citrate pH 6.0 was used for antigen retrieval.

9051 Mira Mesa Blvd, #910094
San Diego, CA 92191
Tel: 760-390-3989

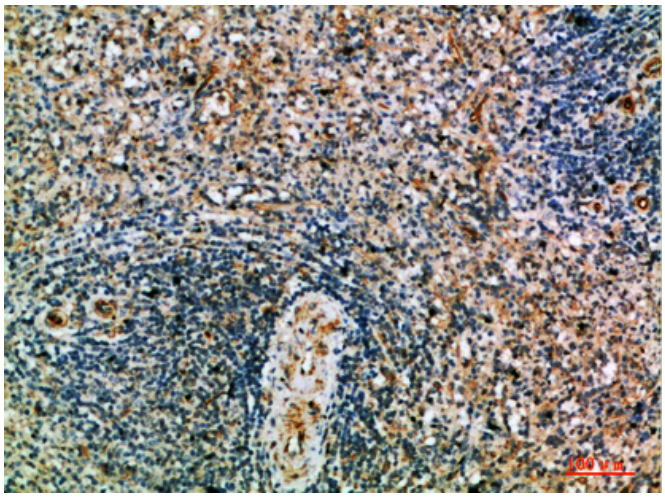

Immunohistochemistry analysis of paraffin-embedded Human spleen using Perforin antibody.High-pressure and temperature Sodium Citrate pH 6.0 was used for antigen retrieval.