9051 Mira Mesa Blvd, #910094
San Diego, CA 92191
Tel: 760-390-3989

SCG10 Rabbit pAb

ABZ1513

Product Overview

Name	SCG10 Rabbit pAb
Accession(Primary)	Q93045
Host Species	Rabbit
Clonality	Polyclonal
Isotype	IgG
Species Reactivity	Human, Mouse, Rat
Calculated MW	Calculated MW: 21 kDa; Observed MW: 21 kDa
Recommended Dilution	WB-1:500-1:2000; IHC:-1:100-1:300; ELISA-1:5000; IF-1:50-1:200

Target information (Q93045)

Gene Name	STMN2
About Gene Symbol	

9051 Mira Mesa Blvd, #910094
San Diego, CA 92191
Tel: 760-390-3989

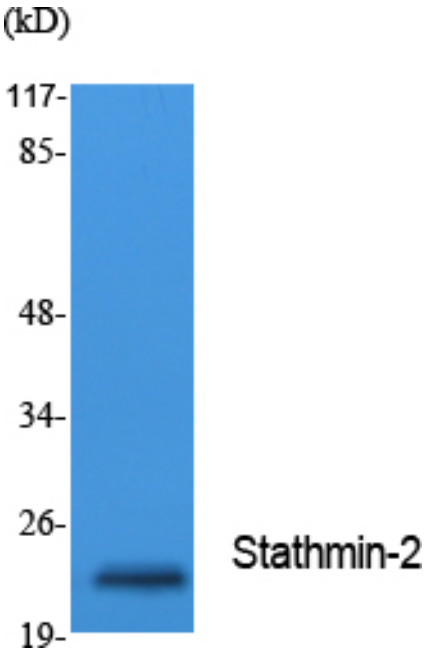

Western blot analysis of Stathmin 2 in Jurkat lysates using Stathmin2 antibody.

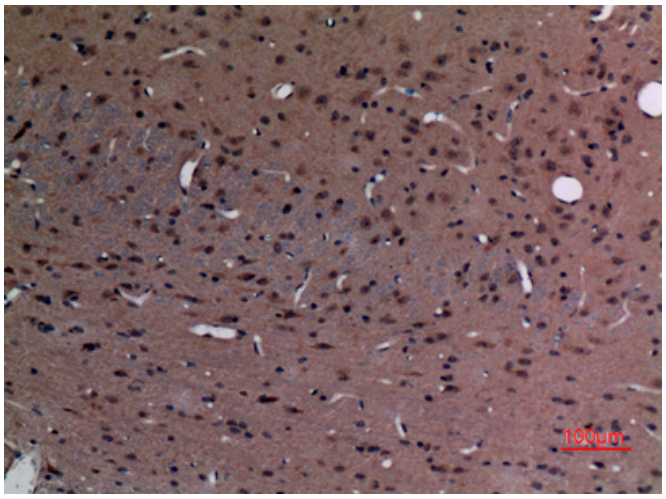

Immunohistochemistry analysis of paraffin-embedded rat brain using Stathmin 2 antibody.High-pressure and temperature Sodium Citrate pH 6.0 was used for antigen retrieval.

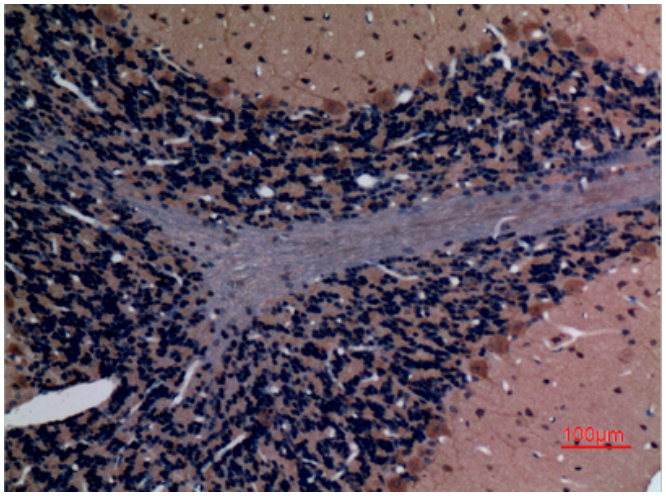

Immunohistochemistry analysis of paraffin-embedded rat brain using Stathmin 2 antibody. High-pressure and temperature Sodium Citrate pH 6.0 was used for antigen retrieval.

9051 Mira Mesa Blvd, #910094
San Diego, CA 92191
Tel: 760-390-3989

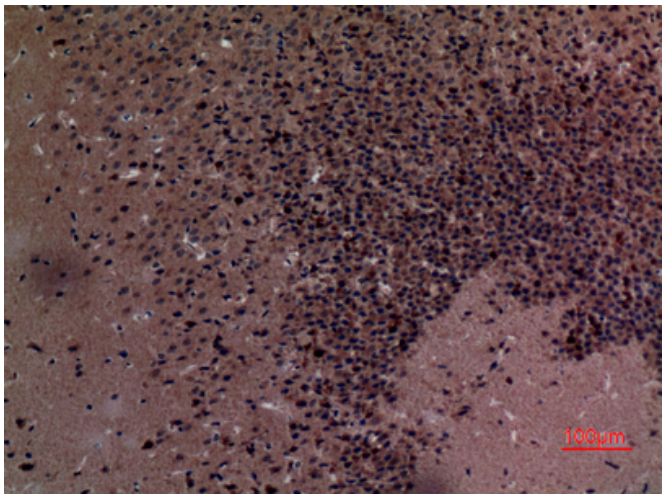

Immunohistochemistry analysis of paraffin-embedded mouse brain using Stathmin 2 antibody.High-pressure and temperature Sodium Citrate pH 6.0 was used for antigen retrieval.