9051 Mira Mesa Blvd, #910094
San Diego, CA 92191
Tel: 760-390-3989

CD1E Rabbit pAb

ABZ1517

Product Overview

Name	CD1E Rabbit pAb
Accession(Primary)	P15812
Host Species	Rabbit
Clonality	Polyclonal
Isotype	IgG
Species Reactivity	Human
Calculated MW	Calculated MW: 44 kDa; Observed MW: 44 kDa
Recommended Dilution	WB-1:500-1:2000; IHC:-1:100-1:300; IF-1:50-1:200; ELISA-1:20000

Target information (P15812)

Gene Name	CD1E
About Gene Symbol	

9051 Mira Mesa Blvd, #910094
San Diego, CA 92191
Tel: 760-390-3989

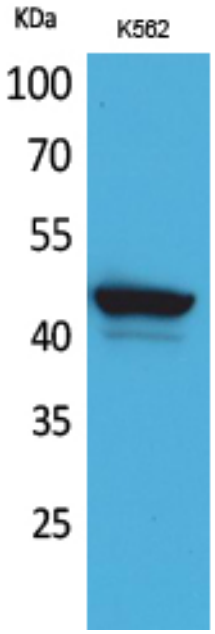

Western blot analysis of CD1E in K562 lysates using CD1E antibody.

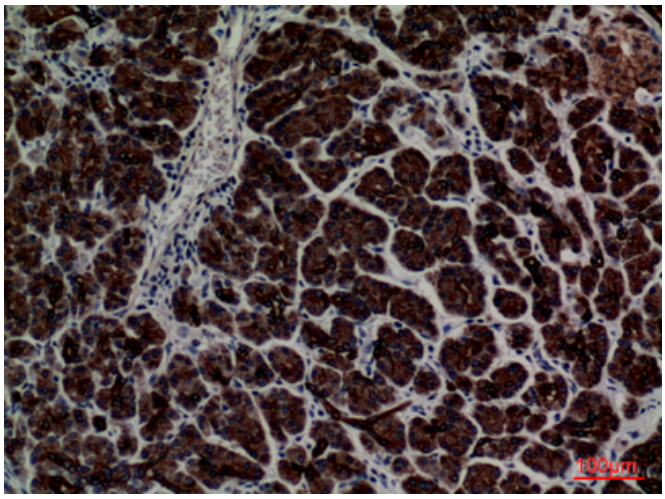

Immunohistochemistry analysis of paraffin-embedded Human pancreas using CD1E antibody.High-pressure and temperature Sodium Citrate pH 6.0 was used for antigen retrieval.

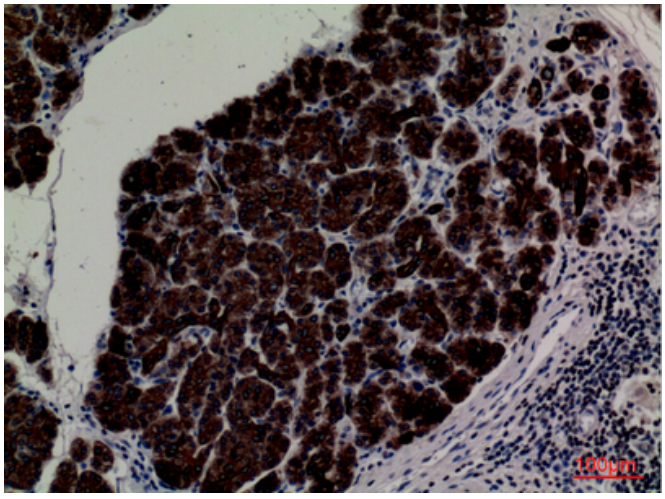

Immunohistochemistry analysis of paraffin-embedded Human pancreas using CD1E antibody. High-pressure and temperature Sodium Citrate pH 6.0 was used for antigen retrieval.

9051 Mira Mesa Blvd, #910094
San Diego, CA 92191
Tel: 760-390-3989

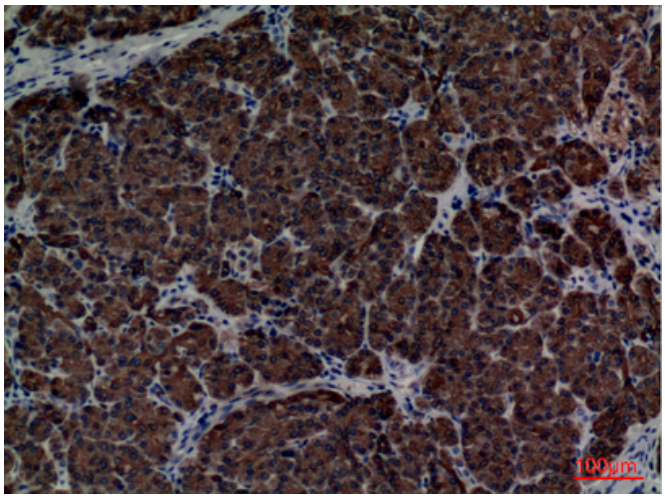

Immunohistochemistry analysis of paraffin-embedded Human pancreas using CD1E antibody.High-pressure and temperature Sodium Citrate pH 6.0 was used for antigen retrieval.