9051 Mira Mesa Blvd, #910094
San Diego, CA 92191
Tel: 760-390-3989

BMAL1 Rabbit pAb

ABZ1523

Product Overview

Name	BMAL1 Rabbit pAb
Accession(Primary)	O00327
Host Species	Rabbit
Clonality	Polyclonal
Isotype	IgG
Species Reactivity	Human, Mouse, Rat
Calculated MW	Calculated MW: 69 kDa; Observed MW: 69 kDa
Recommended Dilution	WB-1:500-1:2000; IHC:-1:100-1:300; IF-1:50-1:200; ELISA-1:20000

Target information (O00327)

Gene Name	ARNTL
About Gene Symbol	BMAL1 (Basic Helix-Loop-Helix ARNT Like 1) is a membrane receptor involved in receptor-mediated signaling. It is an important research target in cell signaling, drug discovery, and cancer research and is widely studied to elucidate cellular mechanisms and

9051 Mira Mesa Blvd, #910094
San Diego, CA 92191
Tel: 760-390-3989



Western blot analysis of BMAL1 in K562 lysates using BMAL1 antibody.

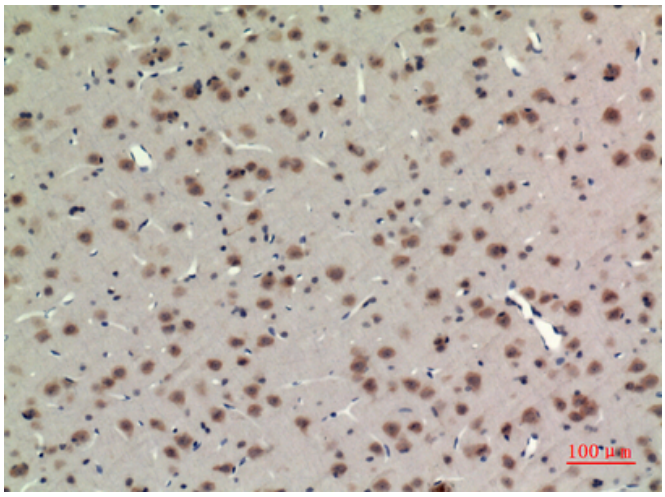

Immunohistochemistry analysis of paraffin-embedded rat brain using BMAL1 antibody.High-pressure and temperature Sodium Citrate pH 6.0 was used for antigen retrieval.

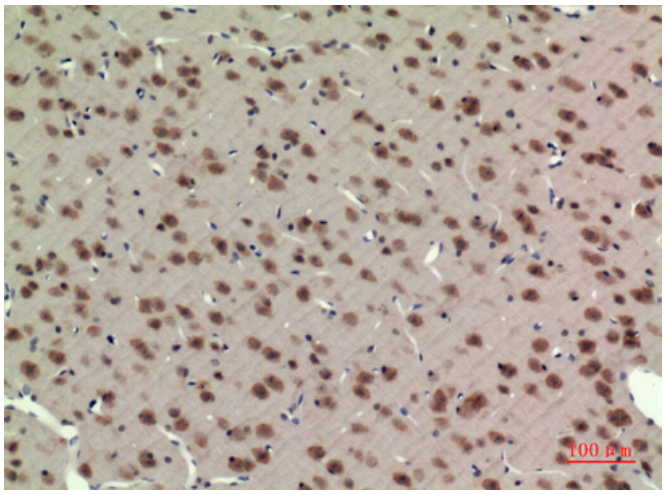

Immunohistochemistry analysis of paraffin-embedded rat brain using BMAL1 antibody. High-pressure and temperature Sodium Citrate pH 6.0 was used for antigen retrieval.

9051 Mira Mesa Blvd, #910094
San Diego, CA 92191
Tel: 760-390-3989

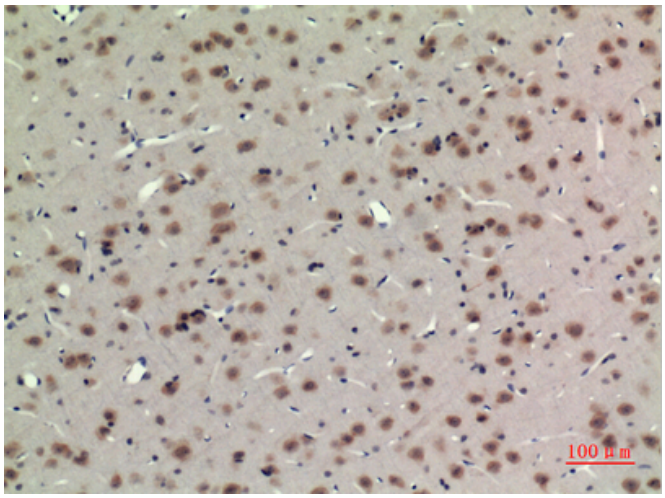

Immunohistochemistry analysis of paraffin-embedded rat brain using BMAL1 antibody.High-pressure and temperature Sodium Citrate pH 6.0 was used for antigen retrieval.