9051 Mira Mesa Blvd, #910094
San Diego, CA 92191
Tel: 760-390-3989

# PPP1R15B Rabbit pAb

ABZ1528

## Product Overview

| | |
|---|---|
| **Name** | PPP1R15B Rabbit pAb |
| **Accession(Primary)** | Q5SWA1 |
| **Host Species** | Rabbit |
| **Clonality** | Polyclonal |
| **Isotype** | IgG |
| **Species Reactivity** | Human, Mouse |
| **Calculated MW** | Calculated MW: 79 kDa; Observed MW: 79 kDa |
| **Recommended Dilution** | WB-1:500-1:2000; IHC:-1:100-1:300; IF-1:50-1:200; ELISA-1:10000 |

## Target information (Q5SWA1)

| | |
|---|---|
| **Gene Name** | PPP1R15B |
| **About Gene Symbol** | |

9051 Mira Mesa Blvd, #910094
San Diego, CA 92191
Tel: 760-390-3989

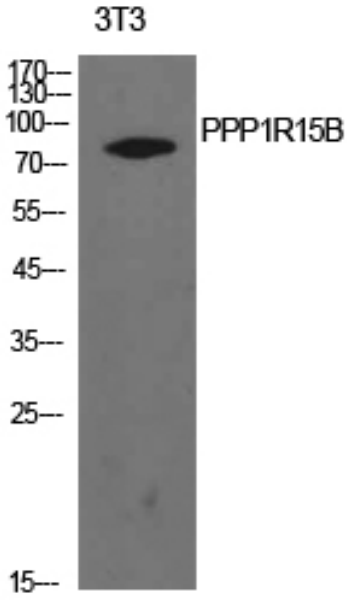


Western blot analysis of PPP1R15B in NIH3T3 lysates using PPP1R15B antibody.

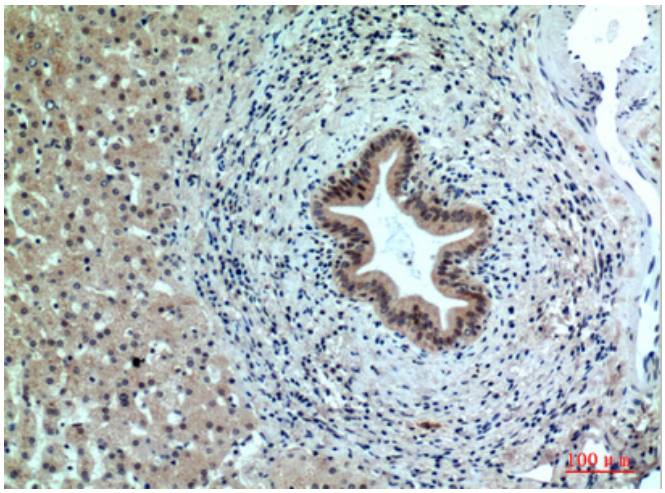


Immunohistochemistry analysis of paraffin-embedded Human liver using PPP1R15B antibody.High-pressure and temperature Sodium Citrate pH 6.0 was used for antigen retrieval.

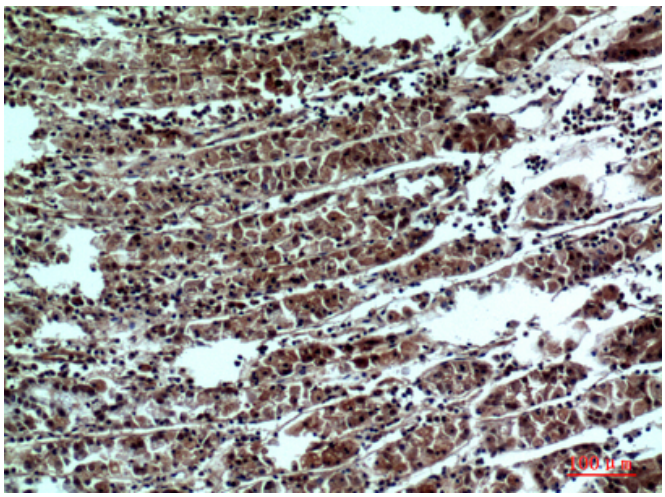


Immunohistochemistry analysis of paraffin-embedded Human stomach using PPP1R15B antibody. High-pressure and temperature Sodium Citrate pH 6.0 was used for antigen retrieval.

9051 Mira Mesa Blvd, #910094
San Diego, CA 92191
Tel: 760-390-3989

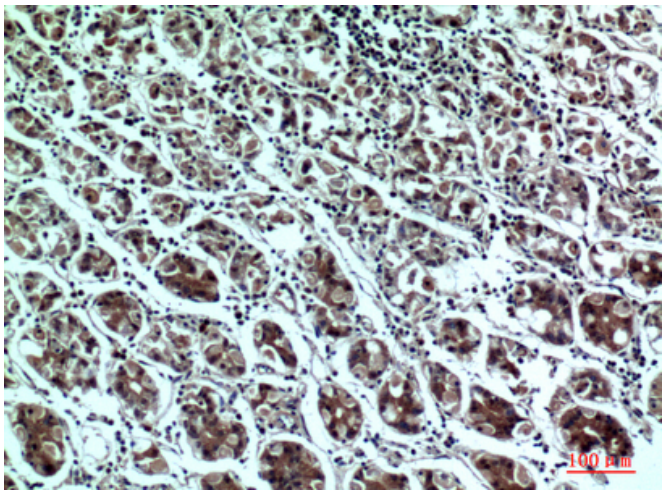


Immunohistochemistry analysis of paraffin-embedded Human stomach using PPP1R15B antibody.High-pressure and temperature Sodium Citrate pH 6.0 was used for antigen retrieval.