9051 Mira Mesa Blvd, #910094
San Diego, CA 92191
Tel: 760-390-3989

OX40L/TNFSF4 Rabbit pAb

ABZ1530

Product Overview

Name	OX40L/TNFSF4 Rabbit pAb
Accession(Primary)	P23510
Host Species	Rabbit
Clonality	Polyclonal
Isotype	IgG
Species Reactivity	Human, Mouse, Rat
Calculated MW	Calculated MW: 21 kDa; Observed MW: 21 kDa
Recommended Dilution	WB-1:500-1:2000; IHC:-1:100-1:300; IF-1:100-1:300; ELISA-1:10000

Target information (P23510)

Gene Name	TNFSF4
About Gene Symbol	

9051 Mira Mesa Blvd, #910094
San Diego, CA 92191
Tel: 760-390-3989

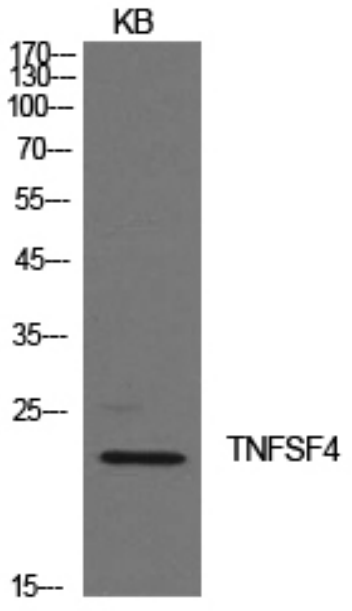

Western blot analysis of OX40L in KB lysates using OX40L antibody.



Western blot analysis of OX40L in KB lysates using Ox40L antibody.

9051 Mira Mesa Blvd, #910094
San Diego, CA 92191
Tel: 760-390-3989

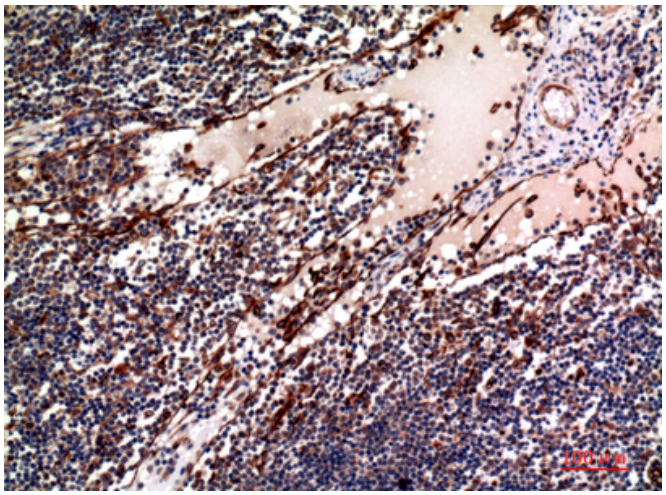

Immunohistochemistry analysis of paraffin-embedded Human lymph using OX40L antibody. High-pressure and temperature Sodium Citrate pH 6.0 was used for antigen retrieval.

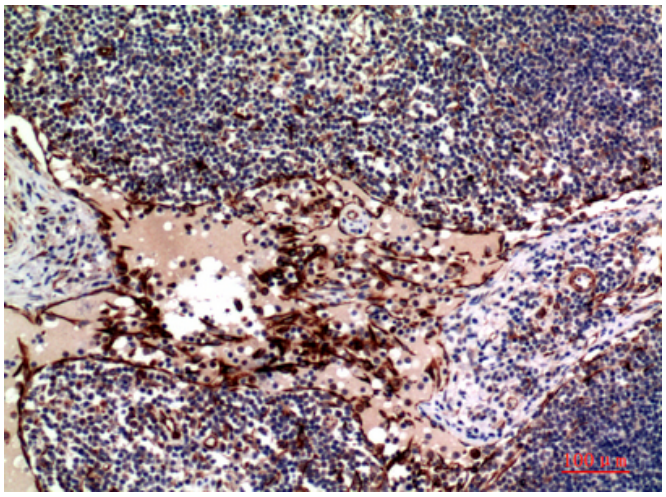

Immunohistochemistry analysis of paraffin-embedded Human lymph using OX40L antibody.High-pressure and temperature Sodium Citrate pH 6.0 was used for antigen retrieval.