9051 Mira Mesa Blvd, #910094
San Diego, CA 92191
Tel: 760-390-3989

PAOX Rabbit pAb

ABZ1534

Product Overview

Name	PAOX Rabbit pAb
Accession(Primary)	Q6QHF9
Host Species	Rabbit
Clonality	Polyclonal
Isotype	IgG
Species Reactivity	Human, Mouse
Calculated MW	Calculated MW: 56 kDa; Observed MW: 70 kDa
Recommended Dilution	WB-1:500-1:2000; IHC:-1:100-1:300; IF-1:50-1:200; ELISA-1:40000

Target information (Q6QHF9)

Gene Name	PAOX
About Gene Symbol	

9051 Mira Mesa Blvd, #910094
San Diego, CA 92191
Tel: 760-390-3989

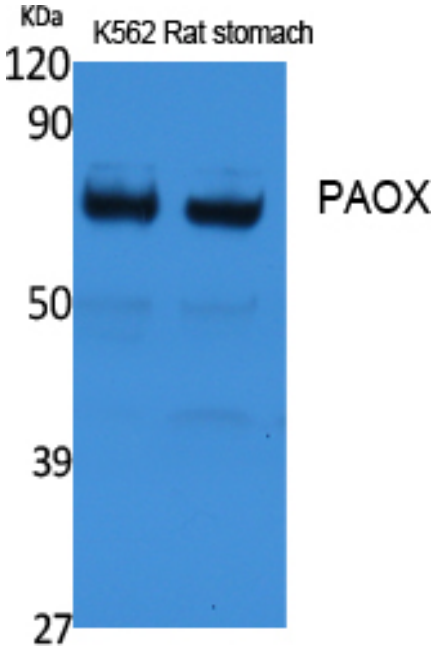

Western blot analysis of PAOX in rat stomach, K562 lysates using PAOX antibody.

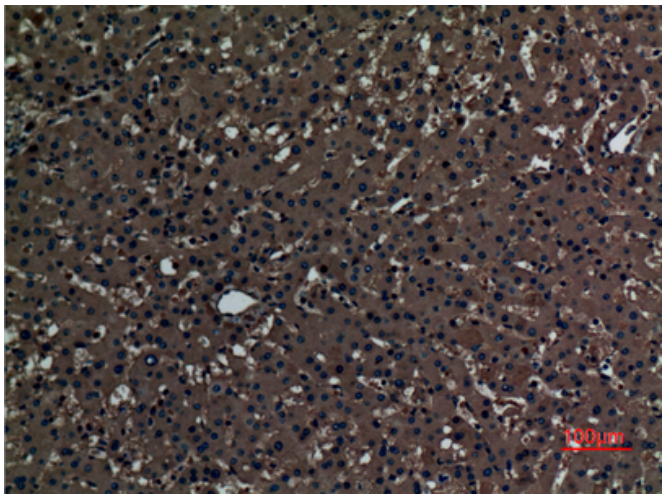

Immunohistochemistry analysis of paraffin-embedded Human liver using PAOX antibody.High-pressure and temperature Sodium Citrate pH 6.0 was used for antigen retrieval.

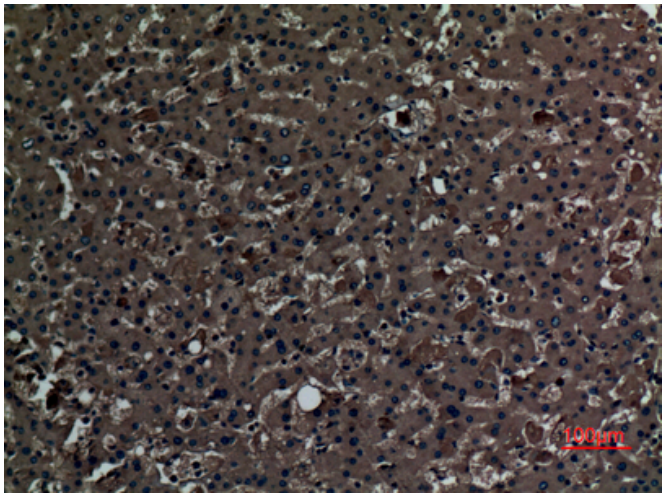

Immunohistochemistry analysis of paraffin-embedded Human liver using PAOX antibody. High-pressure and temperature Sodium Citrate pH 6.0 was used for antigen retrieval.