9051 Mira Mesa Blvd, #910094
San Diego, CA 92191
Tel: 760-390-3989

CD7 Rabbit pAb

ABZ1541

Product Overview

Name	CD7 Rabbit pAb
Accession(Primary)	P09564
Host Species	Rabbit
Clonality	Polyclonal
Isotype	IgG
Species Reactivity	Human, Mouse
Calculated MW	Calculated MW: 25 kDa; Observed MW: 25 kDa
Recommended Dilution	WB-1:500-1:2000; IHC:-1:100-1:300; IF-1:50-1:200; ELISA-1:20000

Target information (P09564)

Gene Name	CD7
About Gene Symbol	

9051 Mira Mesa Blvd, #910094
San Diego, CA 92191
Tel: 760-390-3989

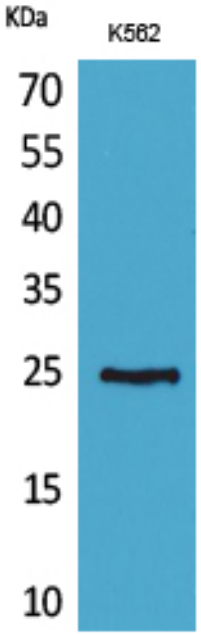

Western blot analysis of CD7 in K562 lysates using CD7 antibody.

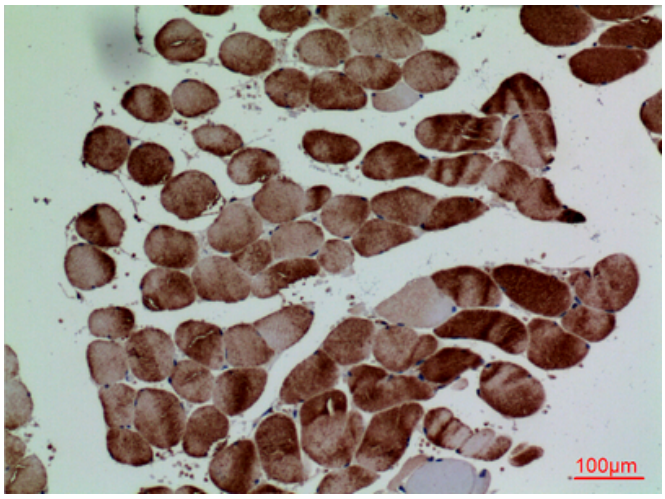

Immunohistochemistry analysis of paraffin-embedded Human muscle using CD7 antibody.High-pressure and temperature Sodium Citrate pH 6.0 was used for antigen retrieval.

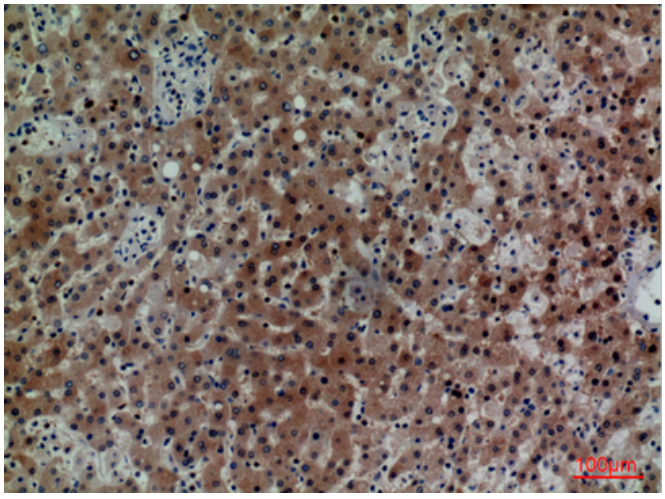

Immunohistochemistry analysis of paraffin-embedded Human liver using CD7 antibody. High-pressure and temperature Sodium Citrate pH 6.0 was used for antigen retrieval.