9051 Mira Mesa Blvd, #910094
San Diego, CA 92191
Tel: 760-390-3989

NFAT5 Rabbit pAb

ABZ1553

Product Overview

Name	NFAT5 Rabbit pAb
Accession(Primary)	O94916
Host Species	Rabbit
Clonality	Polyclonal
Isotype	IgG
Species Reactivity	Human, Mouse, Rat
Calculated MW	Calculated MW: 166 kDa; Observed MW: 150-160 kDa
Recommended Dilution	WB-1:500-1:2000; IHC-1:500-1:200; ELISA-1:10000-1:20000; IF-1:50-1:200

Target information (O94916)

Gene Name	NFAT5
About Gene Symbol	

9051 Mira Mesa Blvd, #910094
San Diego, CA 92191
Tel: 760-390-3989

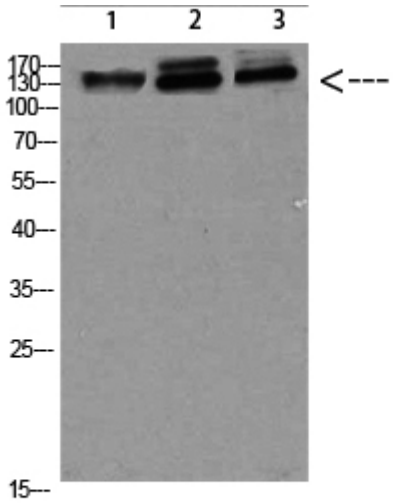

Western blot analysis of NFAT5 in 823 , 293TUV, HELA lysates using NFAT5 antibody.

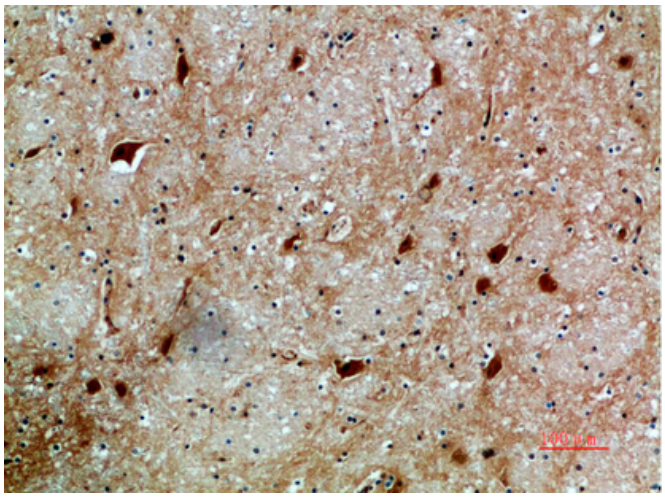

Immunohistochemistry analysis of paraffin-embedded Human brain using NFAT5 antibody.High-pressure and temperature Sodium Citrate pH 6.0 was used for antigen retrieval.

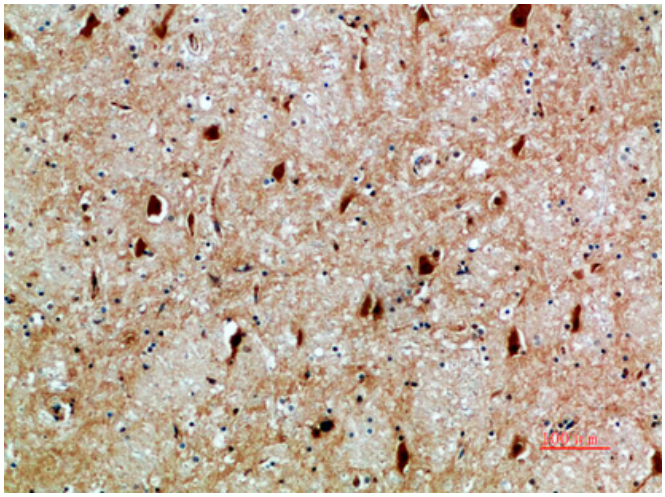

Immunohistochemistry analysis of paraffin-embedded Human brain using NFAT5 antibody. High-pressure and temperature Sodium Citrate pH 6.0 was used for antigen retrieval.