9051 Mira Mesa Blvd, #910094
San Diego, CA 92191
Tel: 760-390-3989

CD31 Rabbit pAb

ABZ1696

Product Overview

Name	CD31 Rabbit pAb
Accession(Primary)	P16284
Host Species	Rabbit
Clonality	Polyclonal
Isotype	IgG
Species Reactivity	Human, Mouse
Calculated MW	Calculated MW: 83 kDa; Observed MW: 130-140 kDa
Recommended Dilution	WB-1:500-1:2000; IHC:-1:100-1:300; IF-1:100-1:300; ELISA-1:20000

Target information (P16284)

Gene Name	PECAM1
About Gene Symbol	

9051 Mira Mesa Blvd, #910094
San Diego, CA 92191
Tel: 760-390-3989

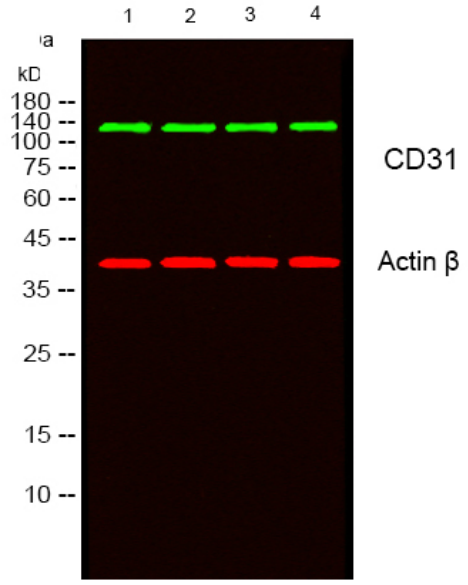

Western blot analysis of CD31 in HepG2, K562, L929, mouse brain lysates using CD31 antibody.

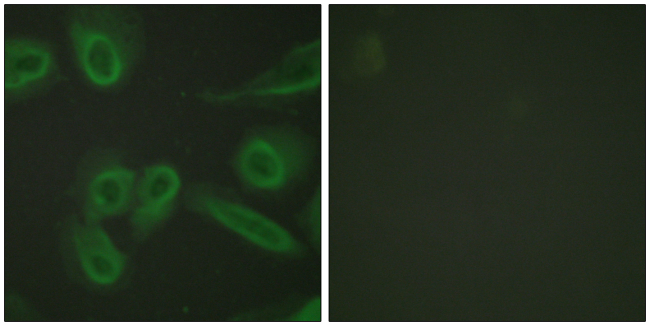

Immunofluorescence analysis of CD31 in HeLa using CD31 antibody. The picture on the right is blocked using synthesized peptide.

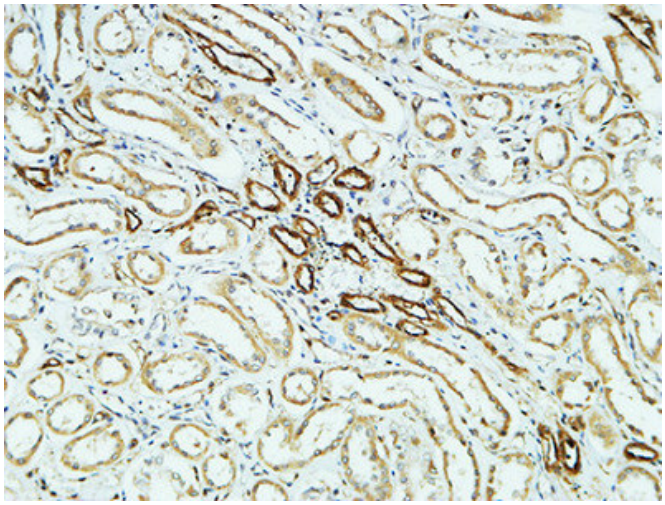

Immunohistochemistry analysis of paraffin-embedded CD31 in paraffin-embedded Human kidney using CD31 antibody. High-pressure and temperature Sodium Citrate pH 6.0 was used for antigen retrieval.