9051 Mira Mesa Blvd, #910094
San Diego, CA 92191
Tel: 760-390-3989

# CLIC4 Rabbit mAb

ABZ1716

## Product Overview

| | |
|---|---|
| **Name** | CLIC4 Rabbit mAb |
| **Accession(Primary)** | Q9Y696 |
| **Host Species** | Rabbit |
| **Clonality** | Monoclonal |
| **Isotype** | IgG |
| **Species Reactivity** | Human, Mouse, Rat |
| **Calculated MW** | Calculated MW: 29 kDa; Observed MW: 29 kDa |
| **Recommended Dilution** | WB-1:1000-1:5000; IHC-P-1:50-1:100; ICC/IF-1:200-1:500; FC-1:50-1:100; IP-1:20-1:50 |

## Target information (Q9Y696)

| | |
|---|---|
| **Gene Name** | CLIC4 |
| **About Gene Symbol** | CLIC4 (Chloride Intracellular Channel 4) is a membrane transporter involved in membrane transport. It is an important research target in pharmacology, drug resistance, and membrane biology and is widely studied to elucidate cellular mechanisms and identify therapeutic targets. |

9051 Mira Mesa Blvd, #910094
San Diego, CA 92191
Tel: 760-390-3989

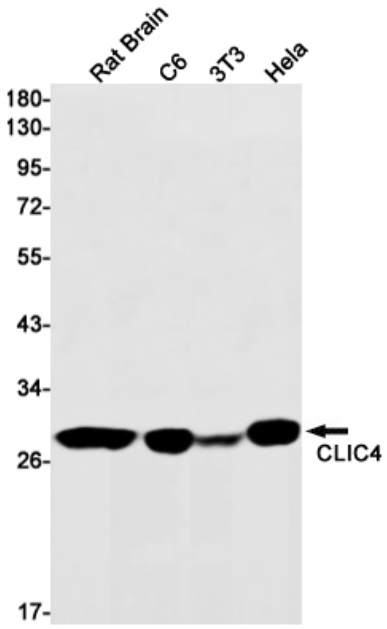


Western blot analysis of CLIC4 in rat Brain, C6, 3T3, Hela lysates using CLIC4 antibody.

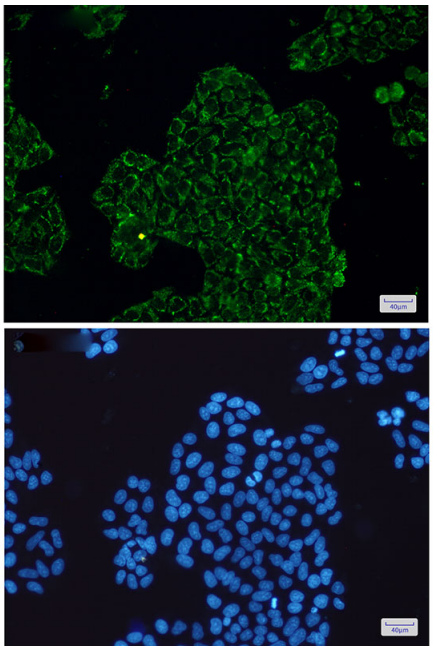

Immunocytochemistry analysis of CLIC4(green) in Hela using CLIC4 antibody,and DAPI(blue)

9051 Mira Mesa Blvd, #910094
San Diego, CA 92191
Tel: 760-390-3989

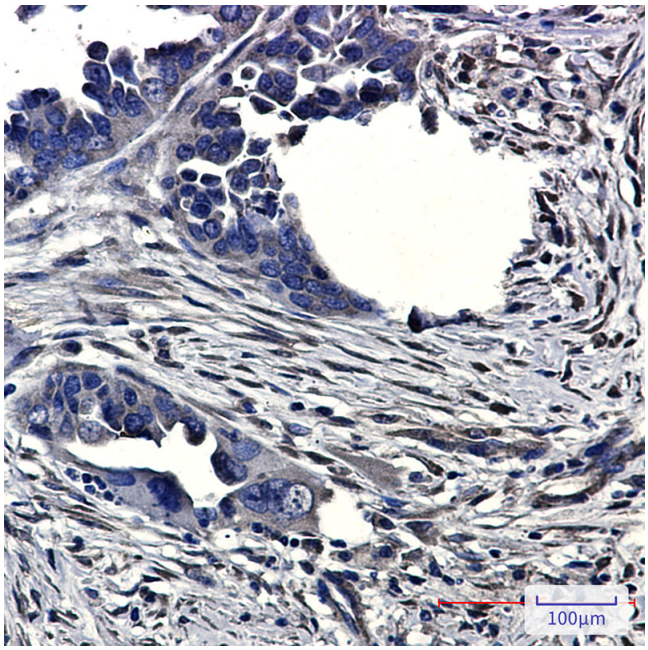


Immunohistochemistry analysis of paraffin-embedded Human Cholangiocarcinoma using CLIC4 antibody. High-pressure and temperature Sodium Citrate pH 6.0 was used for antigen retrieval.