9051 Mira Mesa Blvd, #910094
San Diego, CA 92191
Tel: 760-390-3989

AKT Rabbit mAb

ABZ1743

Product Overview

Name	AKT Rabbit mAb
Accession(Primary)	Q9Y243
Host Species	Rabbit
Clonality	Monoclonal
Isotype	IgG
Species Reactivity	Human, Mouse, Rat
Calculated MW	Calculated MW: 56 kDa; Observed MW: 56 kDa
Recommended Dilution	WB-1:500-1:1000; IF-1:500-1:1000

Target information (Q9Y243)

Gene Name	AKT3
About Gene Symbol	AKT3 (AKT Serine/Threonine Kinase 3) is a serine/threonine protein kinase involved in cell signaling and proliferation. It is an important research target in cancer research and is widely studied to elucidate cellular mechanisms and identify therapeutic targets.

9051 Mira Mesa Blvd, #910094
San Diego, CA 92191
Tel: 760-390-3989

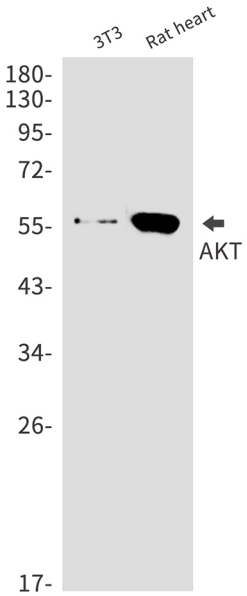

Western blot analysis of AKT in 3T3, rat heart lysates using AKT antibody.

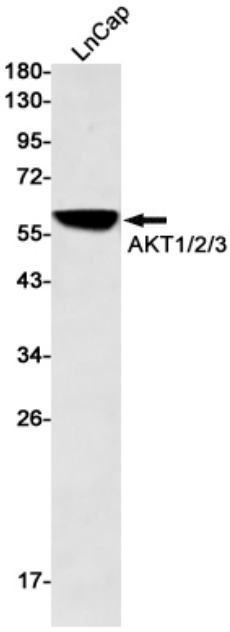

Western blot analysis of AKT1/2/3 in LnCap lysates using AKT antibody.

9051 Mira Mesa Blvd, #910094
San Diego, CA 92191
Tel: 760-390-3989

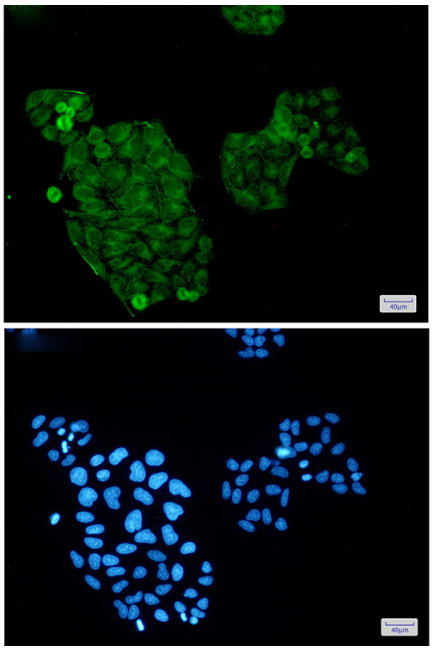

Immunocytochemistry analysis of AKT1/2/3(green) in Hela using AKT antibody,and DAPI(blue)