9051 Mira Mesa Blvd, #910094
San Diego, CA 92191
Tel: 760-390-3989

SATB2 Rabbit mAb

ABZ1748

Product Overview

Name	SATB2 Rabbit mAb
Accession(Primary)	Q9UPW6
Host Species	Rabbit
Clonality	Monoclonal
Isotype	IgG
Species Reactivity	Human, Mouse, Rat
Calculated MW	Calculated MW: 83 kDa; Observed MW: 83 kDa
Recommended Dilution	WB-1:1000-1:5000; IHC-P-1:100-1:200; ICC/IF-1:50-1:100; FC-1:200-1:1000

Target information (Q9UPW6)

Gene Name	SATB2
About Gene Symbol	

9051 Mira Mesa Blvd, #910094
San Diego, CA 92191
Tel: 760-390-3989

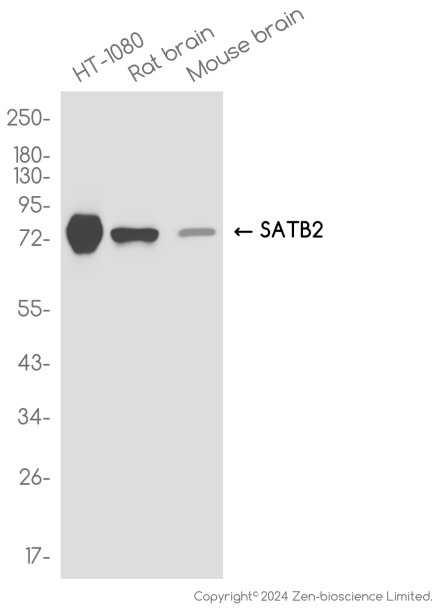

Western blot analysis of SATB2 in HT-1080,Rat brain, Mouse brain lysates using SATB2 antibody.

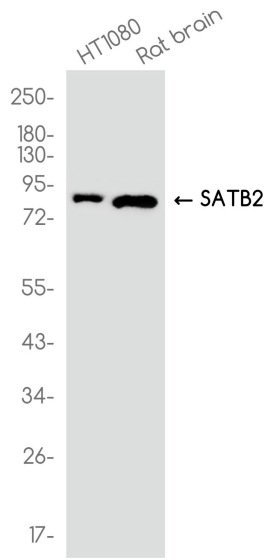

Western blot analysis of SATB2 in HT1080□Rat brain lysates using SATB2 antibody.

9051 Mira Mesa Blvd, #910094
San Diego, CA 92191
Tel: 760-390-3989



Western blot analysis of SATB2 in Saos2 lysates using SATB2 antibody.

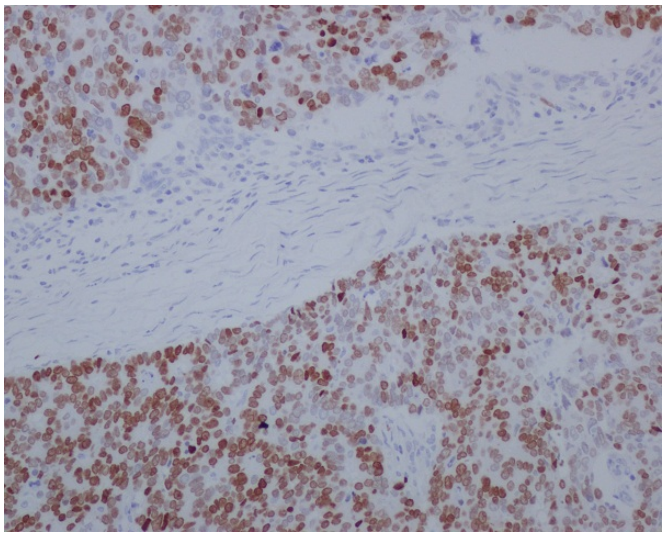

Immunohistochemistry analysis of paraffin-embedded Human stomach cancer using SATB2 antibody.High-pressure and temperature Sodium Citrate pH 6.0 was used for antigen retrieval.

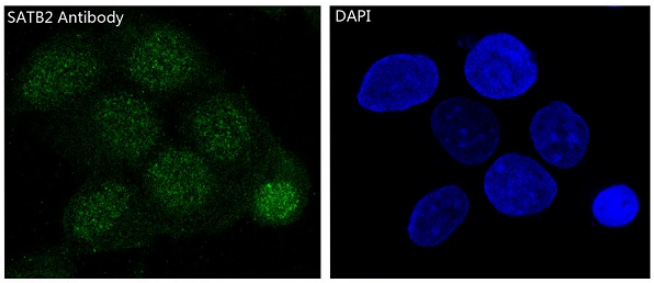

Immunofluorescence analysis of SATB2 in SH-SY5Y using SATB2 antibody.