9051 Mira Mesa Blvd, #910094
San Diego, CA 92191
Tel: 760-390-3989

ATG3 Rabbit mAb

ABZ1804

Product Overview

Name	ATG3 Rabbit mAb
Accession(Primary)	Q9NT62
Host Species	Rabbit
Clonality	Monoclonal
Isotype	IgG
Species Reactivity	Human, Mouse, Rat
Calculated MW	Calculated MW: 36 kDa; Observed MW: 40 kDa
Recommended Dilution	WB-1:1000-1:5000; IHC-P-1:100-1:200; ICC/IF-1:100-1:200; FC-1:200-1:2000

Target information (Q9NT62)

Gene Name	ATG3
About Gene Symbol	

9051 Mira Mesa Blvd, #910094
San Diego, CA 92191
Tel: 760-390-3989

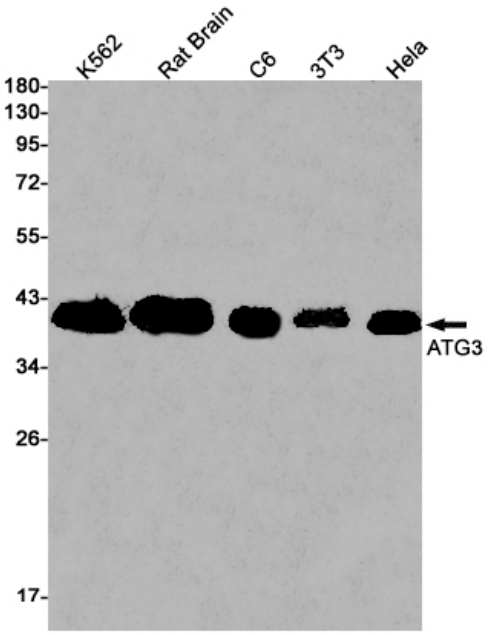

Western blot analysis of ATG3 in K562, rat Brain, C6, 3T3, Hela lysates using ATG3 antibody.

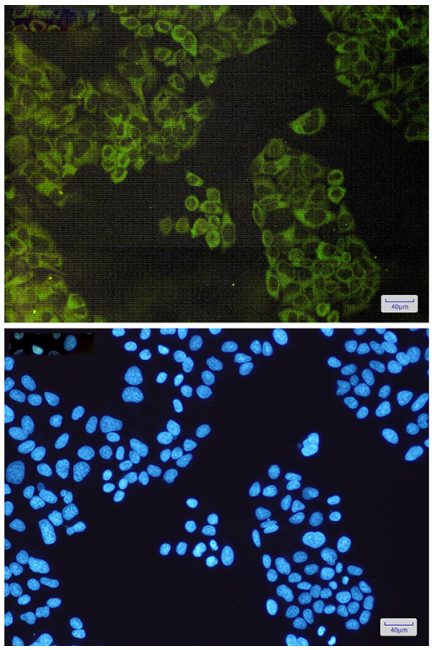

Immunocytochemistry analysis of ATG3(green) in Hela using ATG3 antibody,and DAPI(blue)

9051 Mira Mesa Blvd, #910094
San Diego, CA 92191
Tel: 760-390-3989

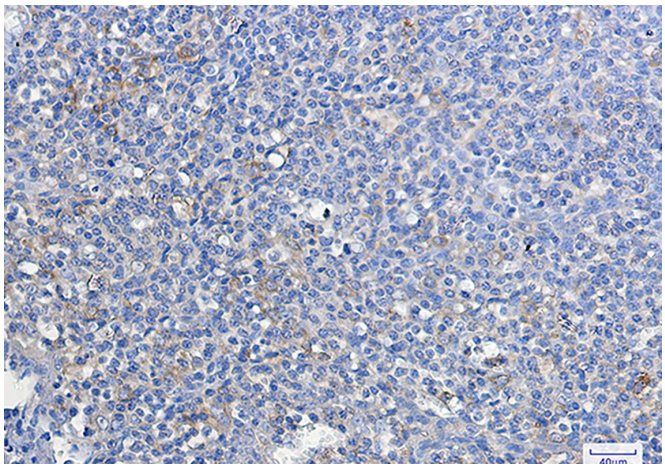

Immunohistochemistry analysis of paraffin-embedded Human tonsil using ATG3 antibody. High-pressure and temperature Sodium Citrate pH 6.0 was used for antigen retrieval.