9051 Mira Mesa Blvd, #910094
San Diego, CA 92191
Tel: 760-390-3989

SEC61A Rabbit mAb

ABZ1830

Product Overview

Name	SEC61A Rabbit mAb
Accession(Primary)	Q9H9S3
Host Species	Rabbit
Clonality	Monoclonal
Isotype	IgG
Species Reactivity	Human, Mouse, Rat
Calculated MW	Calculated MW: 52 kDa; Observed MW: 40 kDa
Recommended Dilution	WB-1:500-1:1000; IHC-1:50-1:100; IF-1:50-1:200; IP-1:20; ICC/IF-1:50-1:100

Target information (Q9H9S3)

Gene Name	SEC61A2
About Gene Symbol	

9051 Mira Mesa Blvd, #910094
San Diego, CA 92191
Tel: 760-390-3989

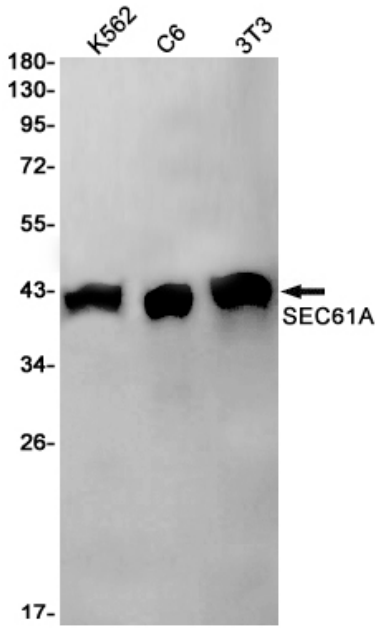

Western blot analysis of SEC61A in K562, C6, 3T3 lysates using SEC61A antibody.

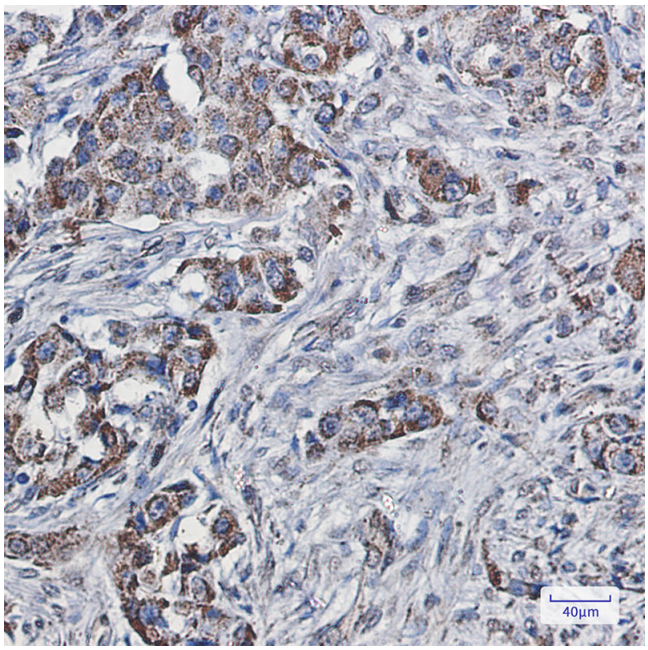

Immunohistochemistry analysis of paraffin-embedded Human lung cancer using SEC61A antibody.High-pressure and temperature Sodium Citrate pH 6.0 was used for antigen retrieval.

9051 Mira Mesa Blvd, #910094
San Diego, CA 92191
Tel: 760-390-3989

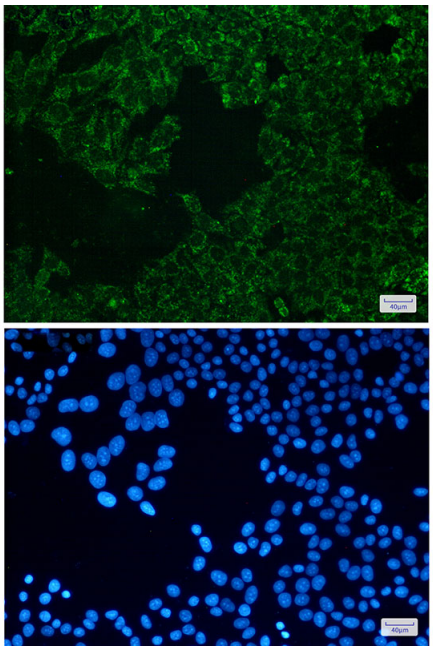

Immunocytochemistry analysis of SEC61A(green) in Hela using SEC61A antibody,and DAPI(blue)