9051 Mira Mesa Blvd, #910094
San Diego, CA 92191
Tel: 760-390-3989

PUMA Rabbit mAb

ABZ1867

Product Overview

Name	PUMA Rabbit mAb
Accession(Primary)	Q9BXH1
Host Species	Rabbit
Clonality	Monoclonal
Isotype	IgG
Species Reactivity	Human
Calculated MW	Calculated MW: 21 kDa; Observed MW: 21 kDa
Recommended Dilution	WB-1:1000-1:5000; IHC-P-1:50-1:100; ICC/IF-1:200-1:500; FC-1:20-1:100

Target information (Q9BXH1)

Gene Name	BBC3
About Gene Symbol	

9051 Mira Mesa Blvd, #910094
San Diego, CA 92191
Tel: 760-390-3989

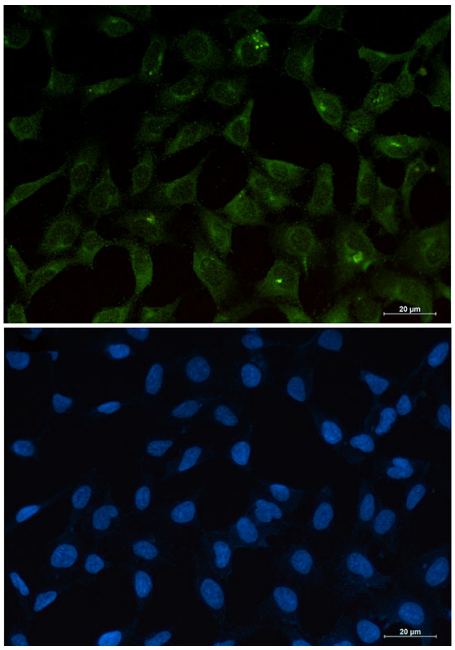

Immunocytochemistry analysis of PUMA (green) in 293T using PUMA antibody,and DAPI(blue).

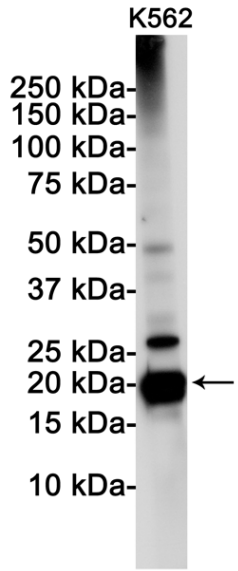

Western blot analysis of PUMA in K562 lysates using PUMA antibody.

9051 Mira Mesa Blvd, #910094
San Diego, CA 92191
Tel: 760-390-3989

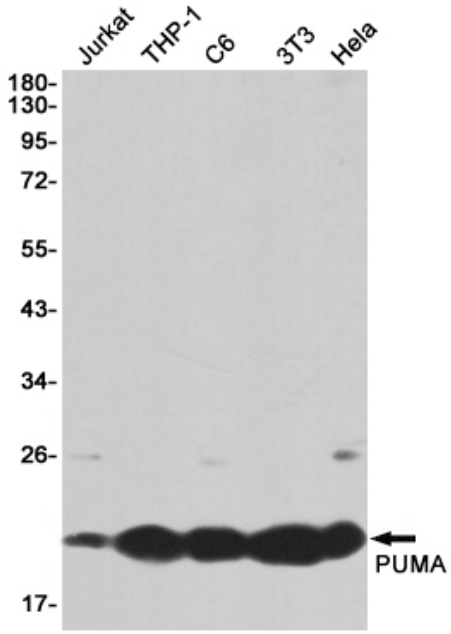

Western blot analysis of PUMA in Jurkat, THP-1, C6, 3T3, Hela lysates using PUMA antibody

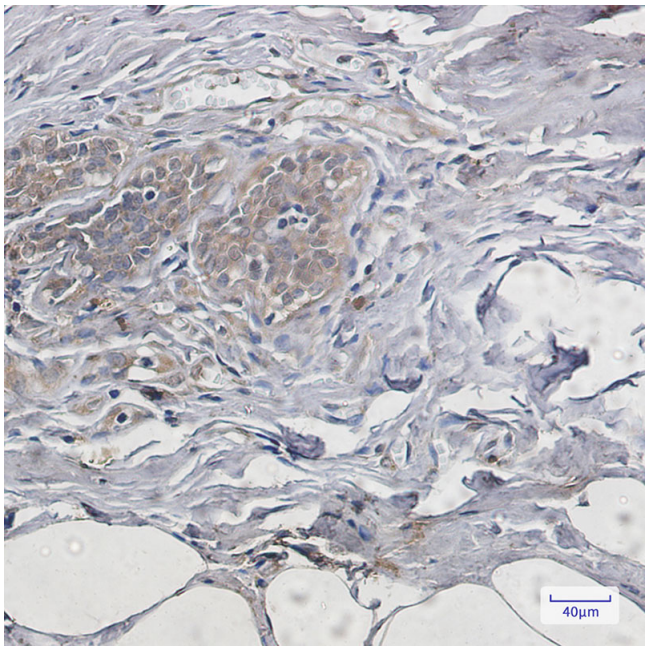

Immunohistochemistry analysis of paraffin-embedded Human breast cancer using PUMA antibody.High-pressure and temperature Sodium Citrate pH 6.0 was used for antigen retrieval.