9051 Mira Mesa Blvd, #910094
San Diego, CA 92191
Tel: 760-390-3989

# TSG101 Rabbit mAb

ABZ1878

## Product Overview

| | |
|---|---|
| **Name** | TSG101 Rabbit mAb |
| **Accession(Primary)** | Q99816 |
| **Host Species** | Rabbit |
| **Clonality** | Monoclonal |
| **Isotype** | IgG |
| **Species Reactivity** | Human, Mouse, Rat |
| **Calculated MW** | Calculated MW: 44 kDa; Observed MW: 44 kDa |
| **Recommended Dilution** | WB-1:2000-1:20000; IHC-1:100-1:1000; IF-1:200-1:500; FC-1:20-1:50 |

## Target information (Q99816)

| | |
|---|---|
| **Gene Name** | TSG101 |
| **About Gene Symbol** | |

9051 Mira Mesa Blvd, #910094
San Diego, CA 92191
Tel: 760-390-3989

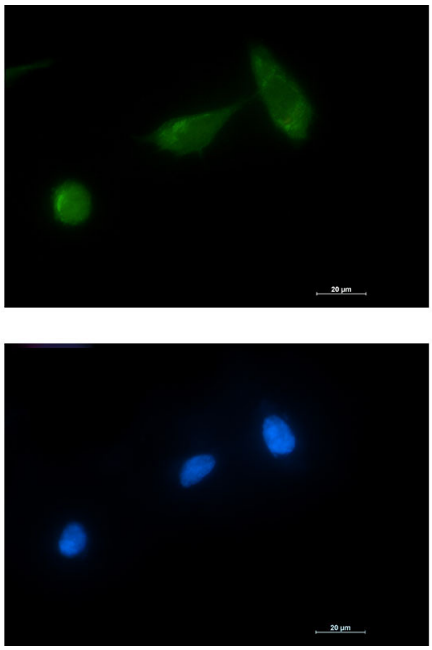

Immunocytochemistry analysis of TSG101 (green) in HT-1080 using TSG101 antibody,and DAPI(blue).

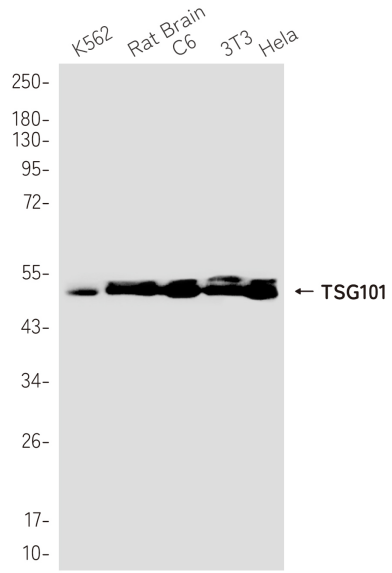


Western blot analysis of TSG101 in K562, rat Brain, C6, 3T3, Hela lysates using TSG101 antibody.

9051 Mira Mesa Blvd, #910094
San Diego, CA 92191
Tel: 760-390-3989

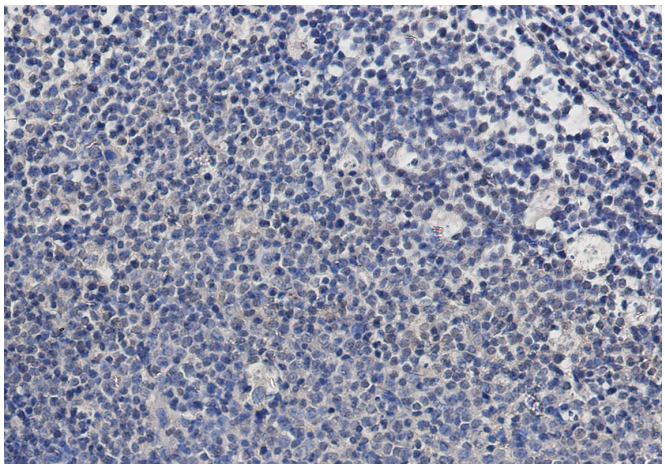

Immunohistochemistry analysis of paraffin-embedded Human tonsil tissue using TSG101 antibody.High-pressure and temperature Sodium Citrate pH 6.0 was used for antigen retrieval.