9051 Mira Mesa Blvd, #910094
San Diego, CA 92191
Tel: 760-390-3989

VPS35 Rabbit mAb

ABZ1901

Product Overview

Name	VPS35 Rabbit mAb
Accession(Primary)	Q96QK1
Host Species	Rabbit
Clonality	Monoclonal
Isotype	IgG
Species Reactivity	Human, Mouse, Rat
Calculated MW	Calculated MW: 92 kDa; Observed MW: 81 kDa
Recommended Dilution	WB-1:1000-1:5000; IHC-P-1:50-1:100; ICC/IF-1:200-1:2000; FC-1:10-1:100

Target information (Q96QK1)

Gene Name	VPS35
About Gene Symbol	VPS35 (VPS35 Retromer Complex Component) is a protein kinase and signaling regulator involved in vesicular trafficking. It is an important research target in cancer, cell signaling, and therapeutic target research and is widely studied to elucidate cellular mechanisms and identify therapeutic targets.

9051 Mira Mesa Blvd, #910094
San Diego, CA 92191
Tel: 760-390-3989

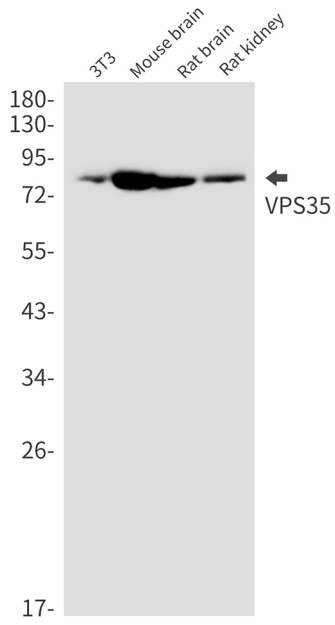

Western blot analysis of VPS35 in 3T3, mouse brain, rat brain, rat kidney lysates using VPS35 antibody.

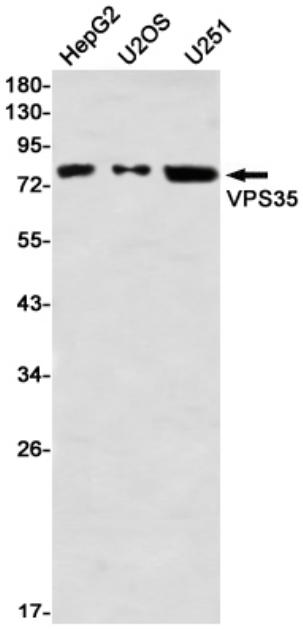

Western blot analysis of VPS35 in HepG2, U2OS, U251 lysates using VPS35 antibody.

9051 Mira Mesa Blvd, #910094
San Diego, CA 92191
Tel: 760-390-3989

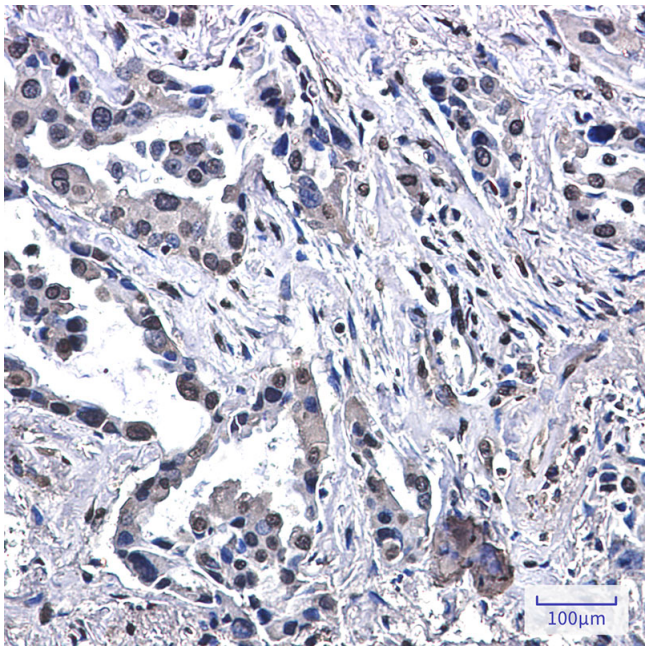

Immunohistochemistry analysis of paraffin-embedded Human lung cancer using VPS35 antibody. High-pressure and temperature Sodium Citrate pH 6.0 was used for antigen retrieval.