9051 Mira Mesa Blvd, #910094
San Diego, CA 92191
Tel: 760-390-3989

FUBP1/FBP Rabbit mAb

ABZ1927

Product Overview

Name	FUBP1/FBP Rabbit mAb
Accession(Primary)	Q96AE4
Host Species	Rabbit
Clonality	Monoclonal
Isotype	IgG
Species Reactivity	Human, Mouse, Rat
Calculated MW	Calculated MW: 68 kDa; Observed MW: 74 kDa
Recommended Dilution	WB-1:500-1:1000; IHC-P-1:1000-1:5000; ICC/IF-1:200-1:500; FC-1:200-1:500; IP-1:20-1:50

Target information (Q96AE4)

Gene Name	FUBP1
About Gene Symbol	

9051 Mira Mesa Blvd, #910094
San Diego, CA 92191
Tel: 760-390-3989

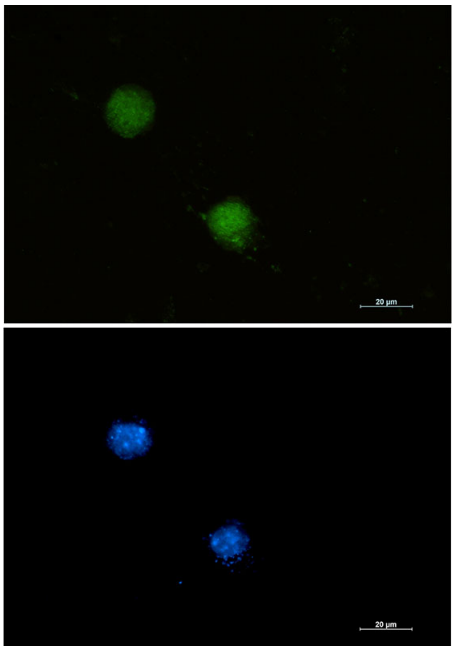

Immunocytochemistry analysis of FUBP1 (green) in 293 using FUBP1 antibody,and DAPI(blue).

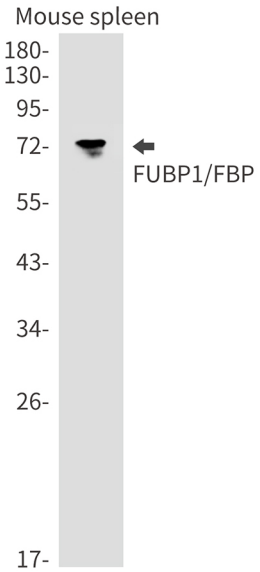

Western blot analysis of FUBP1/FBP in mouse spleen lysates using FUBP1/FBP antibody.

9051 Mira Mesa Blvd, #910094
San Diego, CA 92191
Tel: 760-390-3989

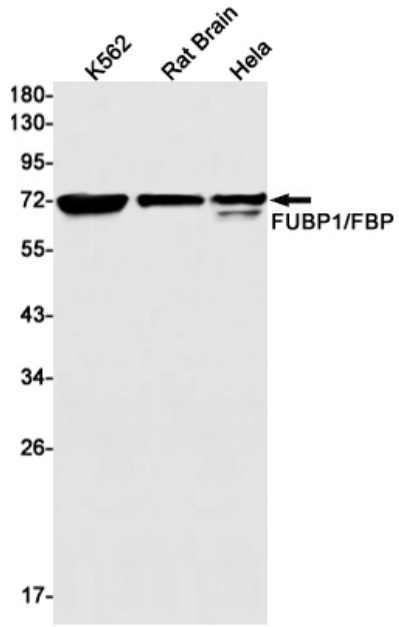

Western blot analysis of FUBP1/FBP in K562, rat Brain, Hela lysates using FUBP1/FBP antibody

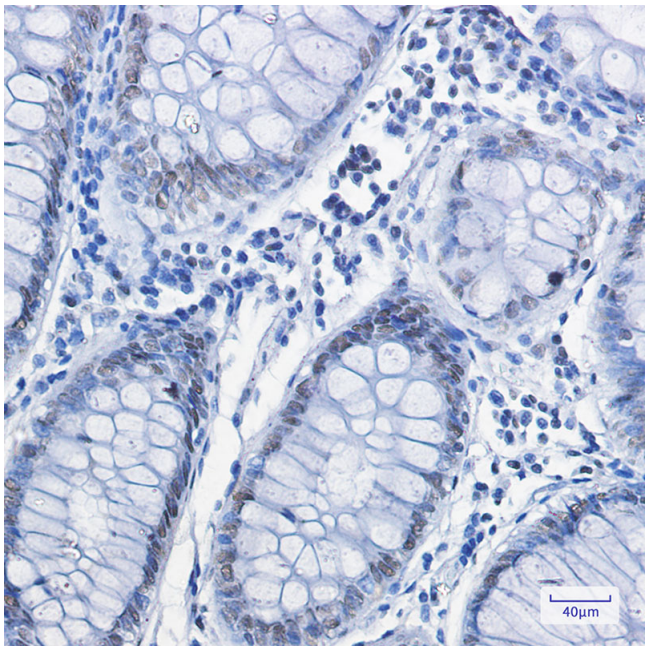

Immunohistochemistry analysis of paraffin-embedded Human colon cancer using FUBP1 antibody.High-pressure and temperature Sodium Citrate pH 6.0 was used for antigen retrieval.