9051 Mira Mesa Blvd, #910094
San Diego, CA 92191
Tel: 760-390-3989

Smad2 Rabbit mAb

ABZ2083

Product Overview

Name	Smad2 Rabbit mAb
Accession(Primary)	Q15796
Host Species	Rabbit
Clonality	Monoclonal
Isotype	IgG
Species Reactivity	Human, Rat
Calculated MW	Calculated MW: 52 kDa; Observed MW: 52 kDa
Recommended Dilution	WB-1:1000-1:5000; IHC-P-1:20-1:50; ICC/IF-1:100-1:200; FC-1:20-1:100; IP-1:20-1:50

Target information (Q15796)

Gene Name	SMAD2
About Gene Symbol	SMAD2 (SMAD Family Member 2) is a transcription factor involved in TGF-β signaling. It is an important research target in gene regulation, development, and cancer research and is widely studied to elucidate cellular mechanisms and identify therapeutic targets.

9051 Mira Mesa Blvd, #910094
San Diego, CA 92191
Tel: 760-390-3989

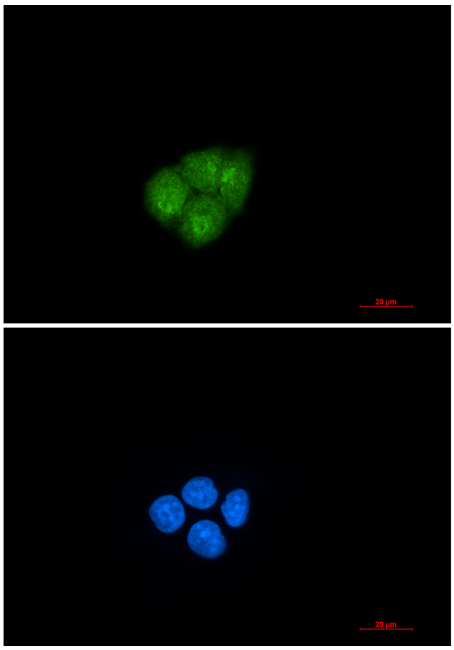

Immunocytochemistry analysis of Smad2 (green) in Hela using Smad2 antibody,and DAPI(blue).



Western blot analysis of Smad2 in C6 lysates using Smad2 antibody.

9051 Mira Mesa Blvd, #910094
San Diego, CA 92191
Tel: 760-390-3989

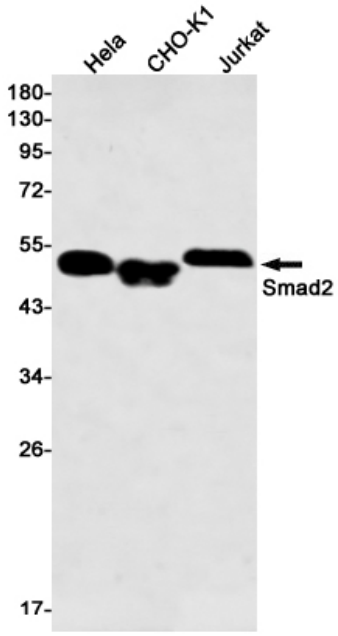

Western blot analysis of Smad2 in Hela, CHO-K1, Jurkat lysates using Smad2 antibody

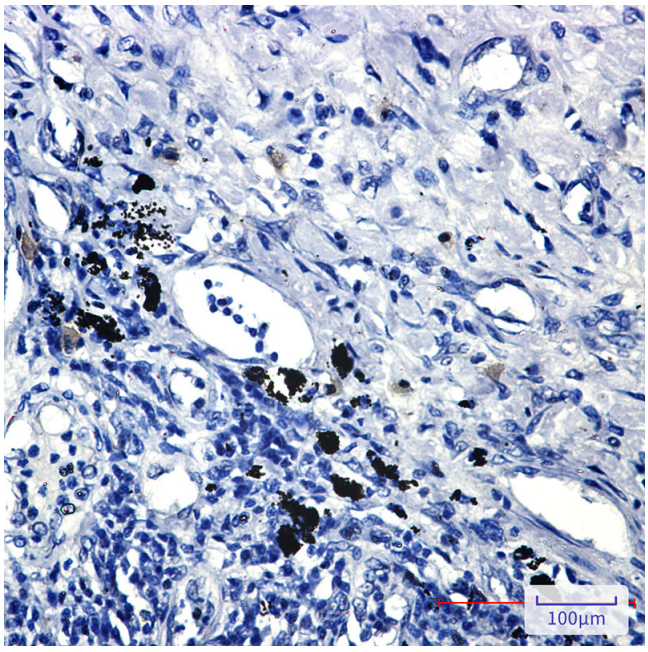

Immunohistochemistry analysis of paraffin-embedded Human lung cancer using Smad2 antibody.High-pressure and temperature Sodium Citrate pH 6.0 was used for antigen retrieval.