9051 Mira Mesa Blvd, #910094
San Diego, CA 92191
Tel: 760-390-3989

SAFB1 Rabbit mAb

ABZ2092

Product Overview

Name	SAFB1 Rabbit mAb
Accession(Primary)	Q15424
Host Species	Rabbit
Clonality	Monoclonal
Isotype	IgG
Species Reactivity	Human, Mouse, Rat
Calculated MW	Calculated MW: 103 kDa; Observed MW: 150 kDa
Recommended Dilution	WB-1:1000-1:5000; IHC-P-1:200-1:500; IF-1:50-1:100

Target information (Q15424)

Gene Name	SAFB
About Gene Symbol	

9051 Mira Mesa Blvd, #910094
San Diego, CA 92191
Tel: 760-390-3989

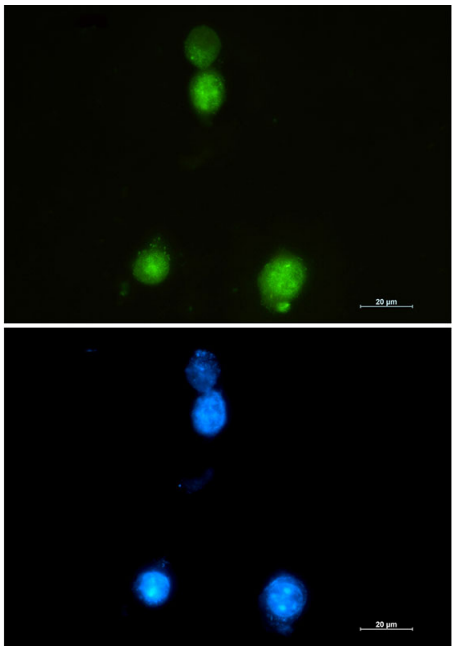

Immunocytochemistry analysis of SAFB1 (green) in 293 using SAFB1 antibody,and DAPI(blue).



Western blot analysis of SAFB in K562, 3T3, Hela lysates using SAFB antibody.

9051 Mira Mesa Blvd, #910094
San Diego, CA 92191
Tel: 760-390-3989

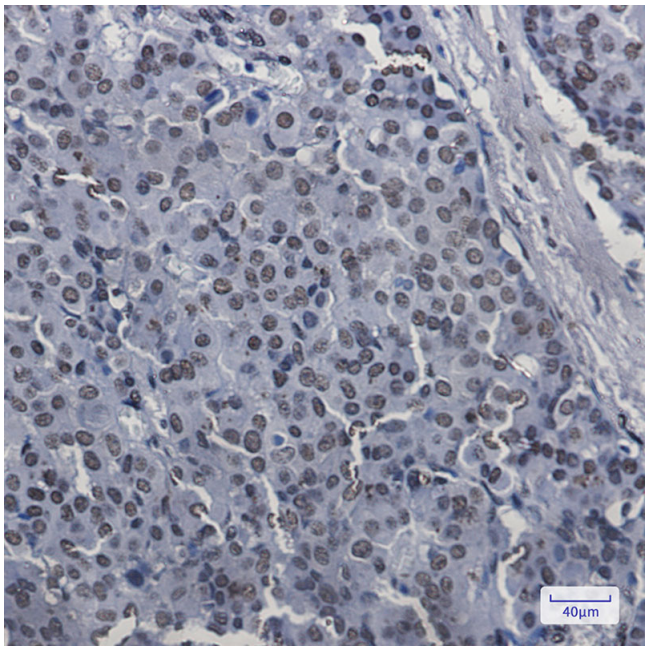

Immunohistochemistry analysis of paraffin-embedded Human breast cancer tissue using SAFB antibody. High-pressure and temperature Sodium Citrate pH 6.0 was used for antigen retrieval.