9051 Mira Mesa Blvd, #910094
San Diego, CA 92191
Tel: 760-390-3989

beta III Tubulin Rabbit mAb

ABZ2168

Product Overview

Name	beta III Tubulin Rabbit mAb
Accession(Primary)	Q13509
Host Species	Rabbit
Clonality	Monoclonal
Isotype	IgG
Species Reactivity	Human, Mouse, Rat
Calculated MW	Calculated MW: 50 kDa; Observed MW: 50 kDa
Recommended Dilution	WB-1:1000-1:5000; IHC-P-1:1000-1:5000; ICC/IF-1:20-1:50; FC-1:20

Target information (Q13509)

Gene Name	TUBB3
About Gene Symbol	TUBB3 (Tubulin Beta 3 Class III) is a structural cytoskeletal protein involved in cytoskeletal organization. It is an important research target in fibrotic disease and is widely studied to elucidate cellular mechanisms and identify therapeutic targets.

9051 Mira Mesa Blvd, #910094
San Diego, CA 92191
Tel: 760-390-3989



Western blot analysis of beta III Tubulin in mouse brain lysates using beta III Tubulin antibody.

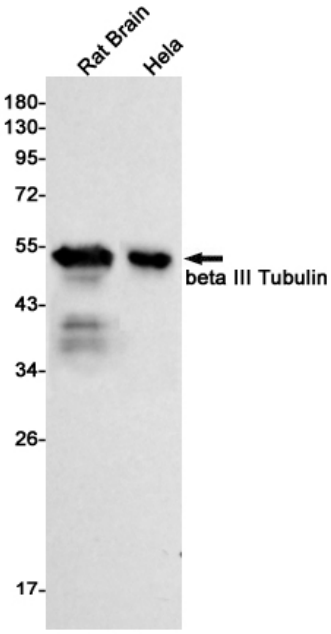

Western blot analysis of beta III Tubulin in rat Brain, Hela lysates using beta III Tubulin antibody.

9051 Mira Mesa Blvd, #910094
San Diego, CA 92191
Tel: 760-390-3989

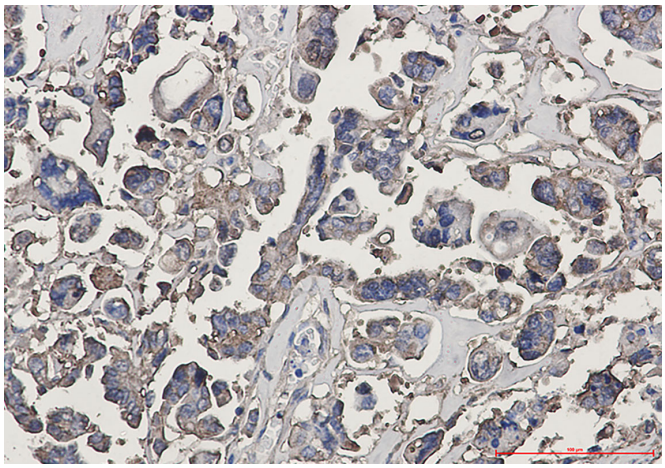

Immunohistochemistry analysis of paraffin-embedded Human Cholangiocarcinoma using beta III Tubulin antibody. High-pressure and temperature Sodium Citrate pH 6.0 was used for antigen retrieval.

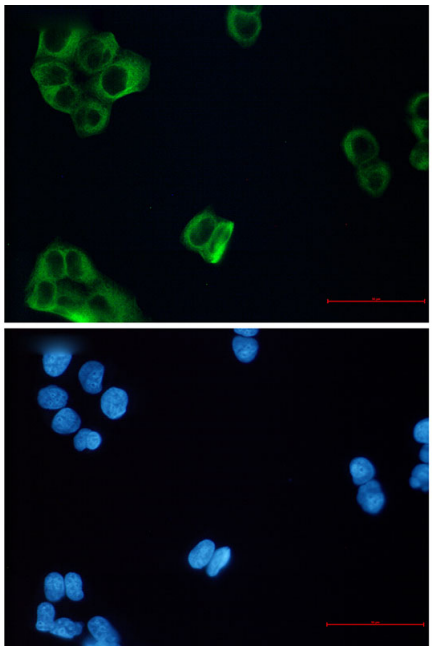

Immunocytochemistry analysis of beta III Tubulin (green) in Hela using beta III Tubulin antibody,and DAPI(blue).