9051 Mira Mesa Blvd, #910094
San Diego, CA 92191
Tel: 760-390-3989

KAP1 Rabbit mAb

ABZ2183

Product Overview

Name	KAP1 Rabbit mAb
Accession(Primary)	Q13263
Host Species	Rabbit
Clonality	Monoclonal
Isotype	IgG
Species Reactivity	Human, Mouse, Rat
Calculated MW	Calculated MW: 89 kDa; Observed MW: 100 kDa
Recommended Dilution	WB-1:1000-1:5000; IHC-P-1:200-1:500; ICC/IF-1:100-1:200

Target information (Q13263)

Gene Name	TRIM28
About Gene Symbol	

9051 Mira Mesa Blvd, #910094
San Diego, CA 92191
Tel: 760-390-3989



Western blot analysis of KAP1 in K562, C6, 3T3, Hela lysates using KAP1 antibody.

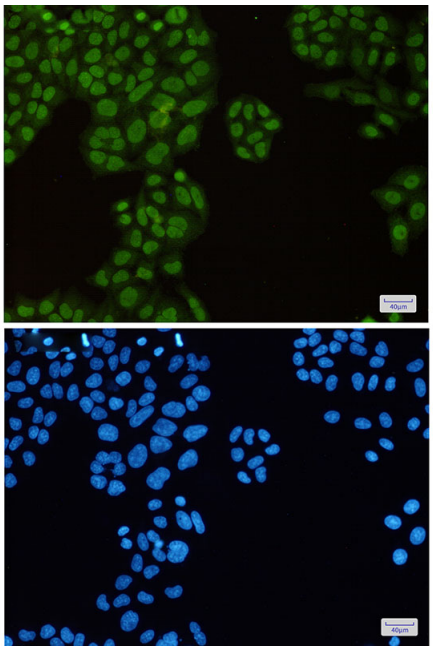

Immunocytochemistry analysis of KAP1(green) in Hela using KAP1 antibody,and DAPI(blue)

9051 Mira Mesa Blvd, #910094
San Diego, CA 92191
Tel: 760-390-3989

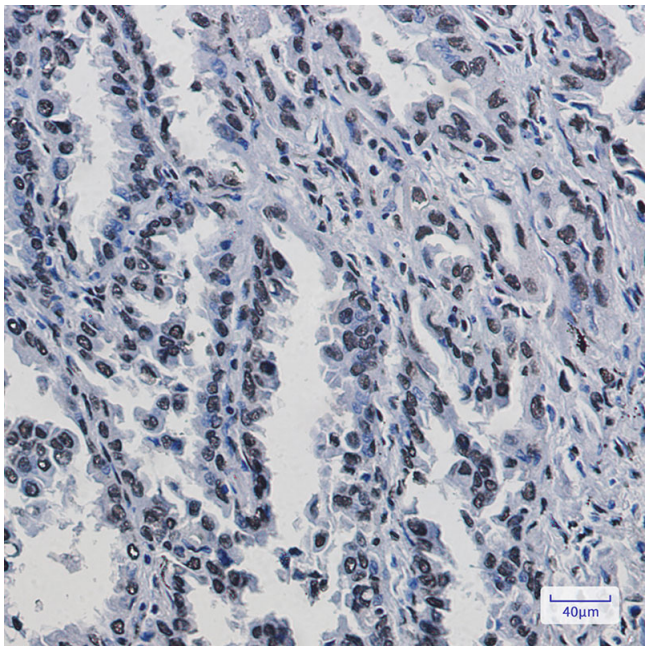

Immunohistochemistry analysis of paraffin-embedded Human lung cancer using KAP1 antibody. High-pressure and temperature Sodium Citrate pH 6.0 was used for antigen retrieval.