9051 Mira Mesa Blvd, #910094
San Diego, CA 92191
Tel: 760-390-3989

# STK3/MST-2 Rabbit mAb

ABZ2185

## Product Overview

| | |
|---|---|
| **Name** | STK3/MST-2 Rabbit mAb |
| **Accession(Primary)** | Q13188 |
| **Host Species** | Rabbit |
| **Clonality** | Monoclonal |
| **Isotype** | IgG |
| **Species Reactivity** | Human, Mouse, Rat |
| **Calculated MW** | Calculated MW: 56 kDa; Observed MW: 56 kDa |
| **Recommended Dilution** | WB-1:1000-1:5000; IHC-P-1:50-1:100; ICC/IF-1:100-1:200; FC-1:50-1:100; IP-1:50-1:100 |

## Target information (Q13188)

| | |
|---|---|
| **Gene Name** | STK3 |
| **About Gene Symbol** | STK3 (Serine/Threonine Kinase 3) is a serine/threonine protein kinase involved in cell signaling and proliferation. It is an important research target in cancer, cell signaling, and therapeutic target research and is widely studied to elucidate cellular mechanisms and identify therapeutic targets. |

9051 Mira Mesa Blvd, #910094
San Diego, CA 92191
Tel: 760-390-3989

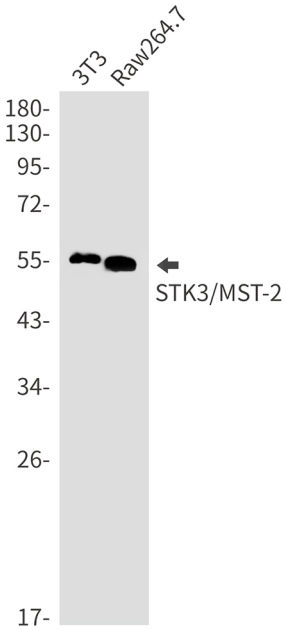


Western blot analysis of STK3/MST2 in 3T3, Raw264.7 lysates using STK3 antibody.

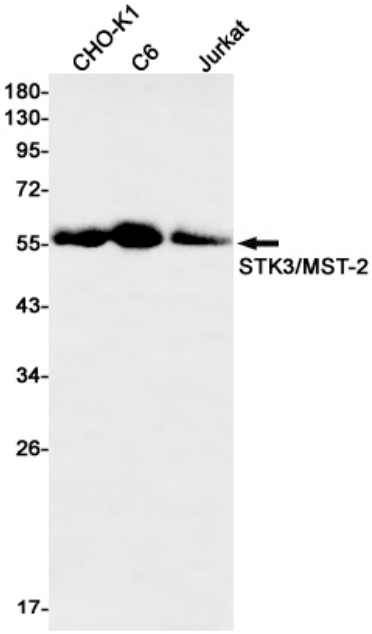


Western blot analysis of STK3/MST2 in CHO-K1, C6, Jurkat lysates using STK3/MST2 antibody.

9051 Mira Mesa Blvd, #910094
San Diego, CA 92191
Tel: 760-390-3989

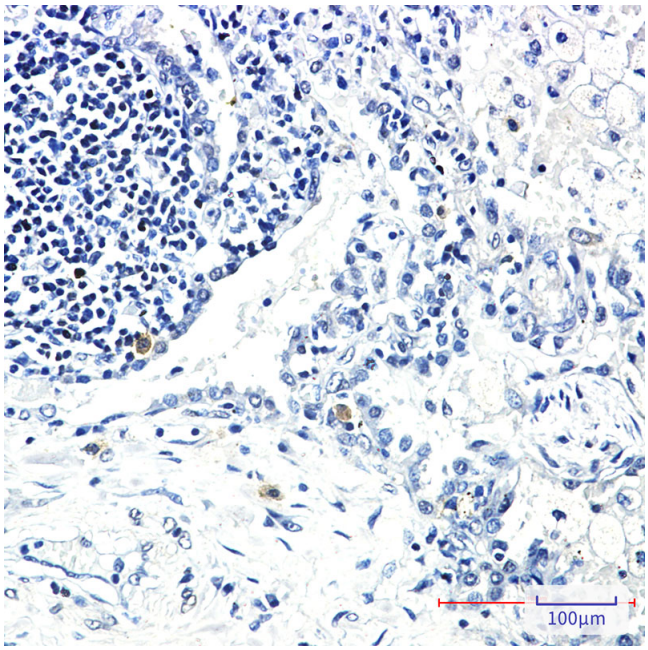


Immunohistochemistry analysis of paraffin-embedded Human lung cancer using STK3 antibody. High-pressure and temperature Sodium Citrate pH 6.0 was used for antigen retrieval.