9051 Mira Mesa Blvd, #910094
San Diego, CA 92191
Tel: 760-390-3989

DPD Rabbit mAb

ABZ2205

Product Overview

Name	DPD Rabbit mAb
Accession(Primary)	Q12882
Host Species	Rabbit
Clonality	Monoclonal
Isotype	IgG
Species Reactivity	Human
Calculated MW	Calculated MW: 111 kDa; Observed MW: 111 kDa
Recommended Dilution	WB-1:1000-1:5000; IHC-P-1:200-1:500; ICC/IF-1:200-1:500; FC-1:20-1:50

Target information (Q12882)

Gene Name	DPYD
About Gene Symbol	DPYD (Dihydropyrimidine Dehydrogenase) is a metabolic dehydrogenase involved in cellular metabolism. It is an important research target in metabolic disease, cancer metabolism, and drug discovery and is widely studied to elucidate cellular mechanisms and identify therapeutic targets.

9051 Mira Mesa Blvd, #910094
San Diego, CA 92191
Tel: 760-390-3989



Western blot analysis of DPD in C6 lysates using DPD antibody.

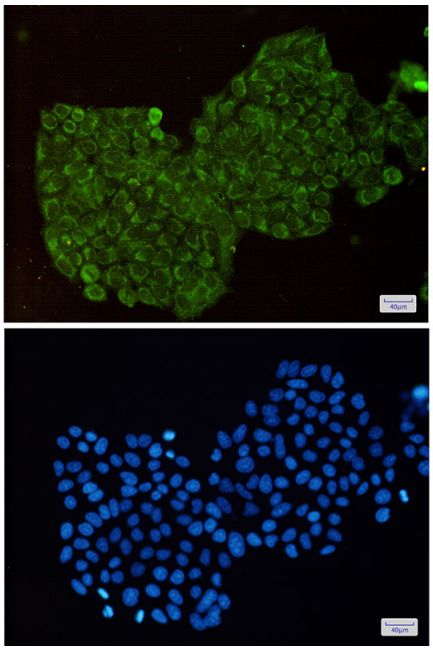

Immunocytochemistry analysis of DPD(green) in Hela using DPD antibody,and DAPI(blue)

9051 Mira Mesa Blvd, #910094
San Diego, CA 92191
Tel: 760-390-3989

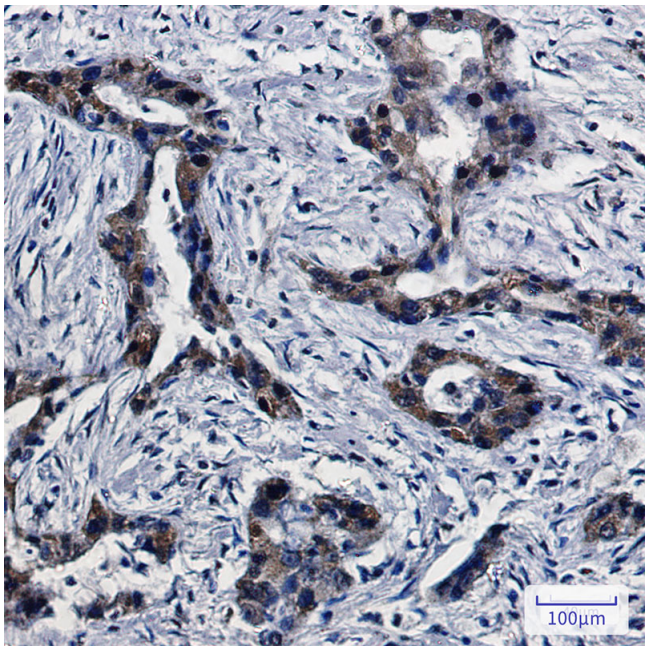

Immunohistochemistry analysis of paraffin-embedded Human lung cancer using DPD antibody. High-pressure and temperature Sodium Citrate pH 6.0 was used for antigen retrieval.