9051 Mira Mesa Blvd, #910094
San Diego, CA 92191
Tel: 760-390-3989

Cytokeratin 17 Rabbit mAb

ABZ2245

Product Overview

Name	Cytokeratin 17 Rabbit mAb
Accession(Primary)	Q04695
Host Species	Rabbit
Clonality	Monoclonal
Isotype	IgG
Species Reactivity	Human, Mouse, Rat
Calculated MW	Calculated MW: 48 kDa; Observed MW: 48 kDa
Recommended Dilution	WB-1:1000-1:5000; IHC-P-1:100-1:200; ICC/IF-1:200-1:500; FC-1:10-1:100

Target information (Q04695)

Gene Name	KRT17
About Gene Symbol	KRT17 (Keratin 17) is a keratin cytoskeletal protein involved in cytoskeletal organization. It is an important research target in cell biology, cancer metastasis, and cytoskeletal research and is widely studied to elucidate cellular mechanisms and identify therapeutic targets.

9051 Mira Mesa Blvd, #910094
San Diego, CA 92191
Tel: 760-390-3989

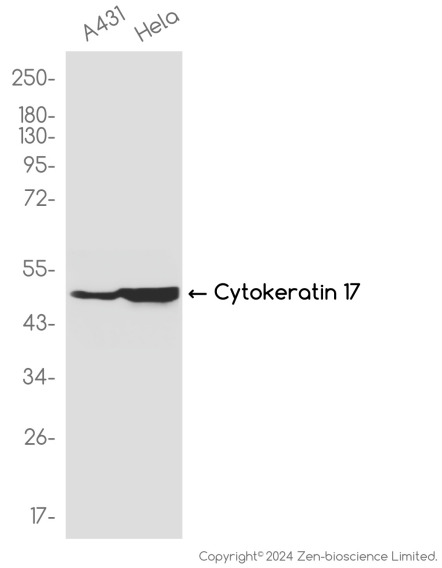

Western blot analysis of Cytokeratin 17 in A431,Hela lysates using Cytokeratin 17 antibody.

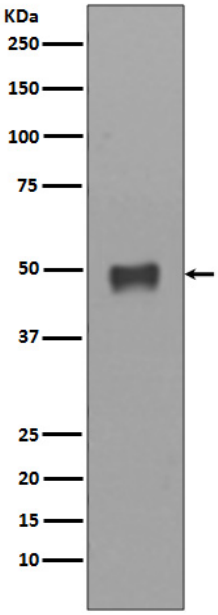

Western blot analysis of Cytokeratin 17 in HACAT lysates using Cytokeratin 17 antibody.

9051 Mira Mesa Blvd, #910094
San Diego, CA 92191
Tel: 760-390-3989

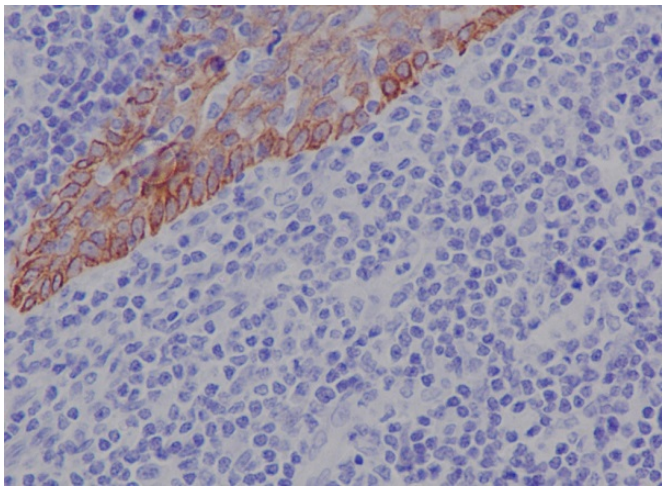

Immunohistochemistry analysis of paraffin-embedded Human tonsil using Cytokeratin 17 antibody.High-pressure and temperature Sodium Citrate pH 6.0 was used for antigen retrieval.



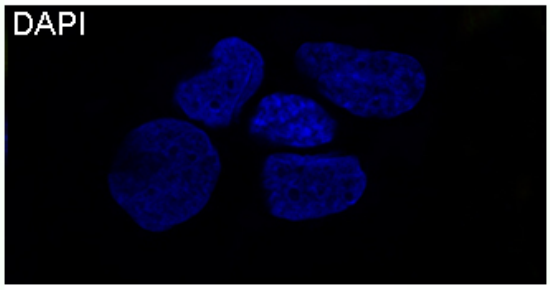

Immunofluorescence analysis of Cytokeratin 17 in Hela using Cytokeratin 17 antibody.