9051 Mira Mesa Blvd, #910094
San Diego, CA 92191
Tel: 760-390-3989

Smad3 Rabbit mAb

ABZ2286

Product Overview

Name	Smad3 Rabbit mAb
Accession(Primary)	P84022
Host Species	Rabbit
Clonality	Monoclonal
Isotype	IgG
Species Reactivity	Human, Mouse, Rat
Calculated MW	Calculated MW: 48 kDa; Observed MW: 52 kDa
Recommended Dilution	WB-1:1000-1:5000; IHC-P-1:200-1:1000; ICC/IF-1:500-1:2000; FC-1:50-1:200

Target information (P84022)

Gene Name	SMAD3
About Gene Symbol	SMAD3 (SMAD Family Member 3) is a transcription factor involved in TGF-β signaling. It is an important research target in gene regulation, development, and cancer research and is widely studied to elucidate cellular mechanisms and identify therapeutic targets.

9051 Mira Mesa Blvd, #910094
San Diego, CA 92191
Tel: 760-390-3989

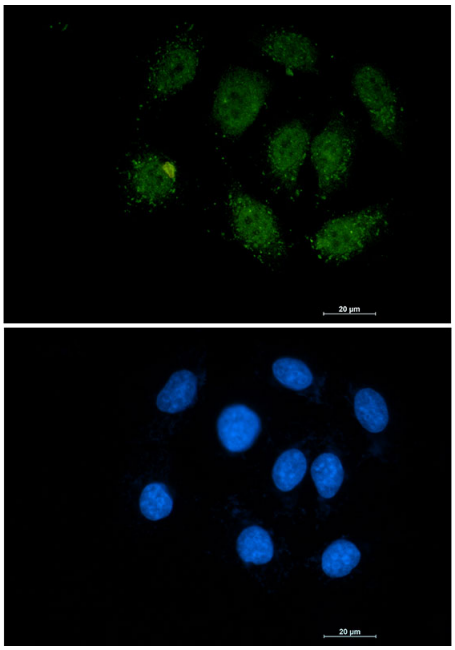

Immunocytochemistry analysis of Smad3 (green) in A549 using Smad3 antibody,and DAPI(blue).

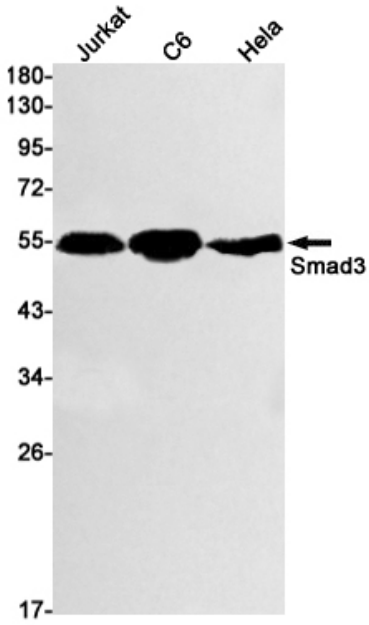

Western blot analysis of Smad3 in Jurkat, C6, Hela lysates using Smad3 antibody.

9051 Mira Mesa Blvd, #910094
San Diego, CA 92191
Tel: 760-390-3989

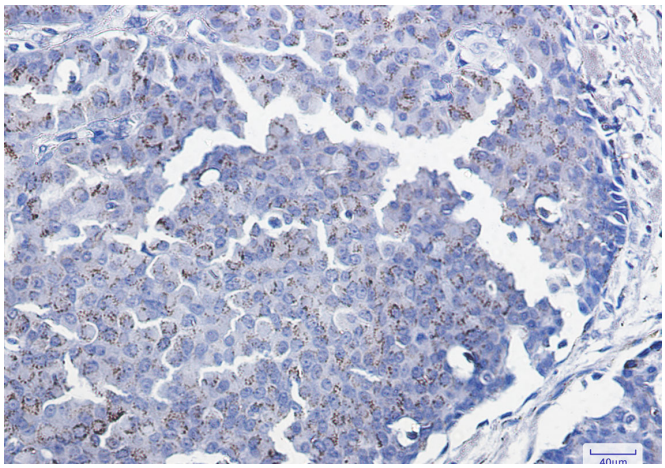

Immunohistochemistry analysis of paraffin-embedded Human breast cancer tissue using Smad3 antibody. High-pressure and temperature Sodium Citrate pH 6.0 was used for antigen retrieval.