9051 Mira Mesa Blvd, #910094
San Diego, CA 92191
Tel: 760-390-3989

AK2 Rabbit mAb

ABZ2377

Product Overview

Name	AK2 Rabbit mAb
Accession(Primary)	P54819
Host Species	Rabbit
Clonality	Monoclonal
Isotype	IgG
Species Reactivity	Human, Mouse, Rat
Calculated MW	Calculated MW: 26 kDa; Observed MW: 26 kDa
Recommended Dilution	WB-1:1000-1:5000; IHC-P-1:100-1:200; ICC/IF-1:200-1:500; IP-1:10-1:100

Target information (P54819)

Gene Name	AK2
About Gene Symbol	

9051 Mira Mesa Blvd, #910094
San Diego, CA 92191
Tel: 760-390-3989

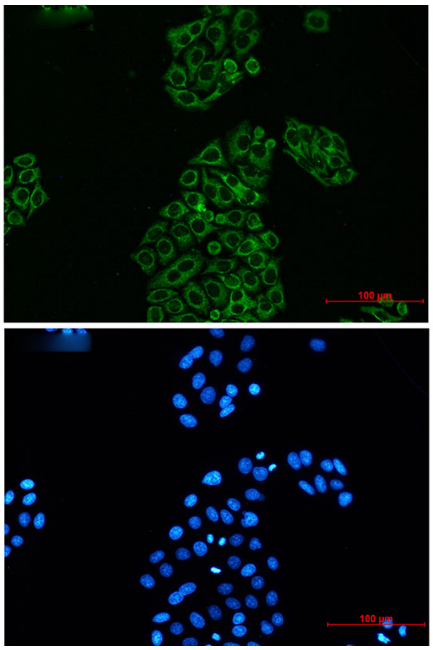

Immunocytochemistry analysis of AK2 (green) in Hela using AK2 antibody,and DAPI(blue).

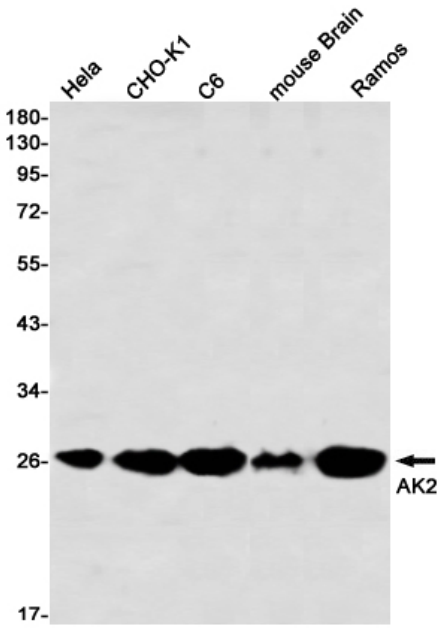

Western blot analysis of AK2 in Hela, CHO-K1, C6, mouse Brain, Ramos lysates using AK2 antibody.

9051 Mira Mesa Blvd, #910094
San Diego, CA 92191
Tel: 760-390-3989

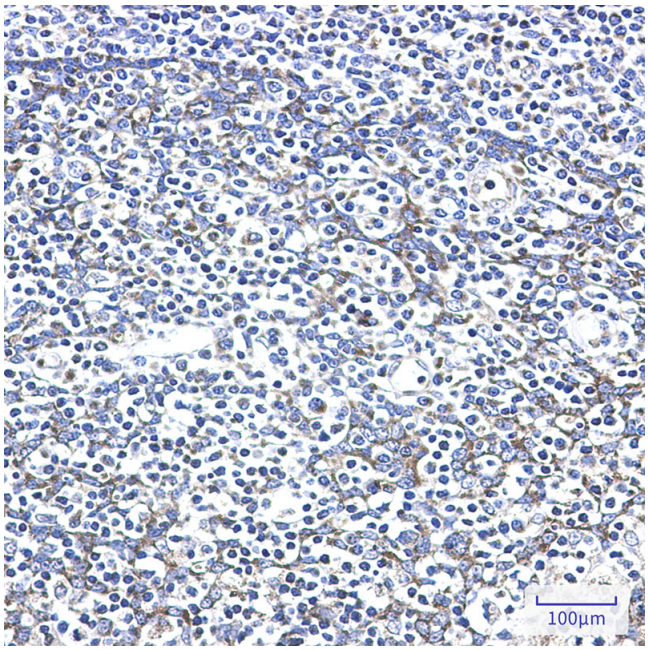

Immunohistochemistry analysis of paraffin-embedded Human tonsil using AK2 antibody. High-pressure and temperature Sodium Citrate pH 6.0 was used for antigen retrieval.