9051 Mira Mesa Blvd, #910094
San Diego, CA 92191
Tel: 760-390-3989

Cyclin H Rabbit mAb

ABZ2401

Product Overview

Name	Cyclin H Rabbit mAb
Accession(Primary)	P51946
Host Species	Rabbit
Clonality	Monoclonal
Isotype	IgG
Species Reactivity	Human, Mouse
Calculated MW	Calculated MW: 38 kDa; Observed MW: 38 kDa
Recommended Dilution	WB-1:1000-1:5000; IHC-P-1:50-1:100; ICC/IF-1:50-1:100; FC-1:20

Target information (P51946)

Gene Name	CCNH
About Gene Symbol	

9051 Mira Mesa Blvd, #910094
San Diego, CA 92191
Tel: 760-390-3989

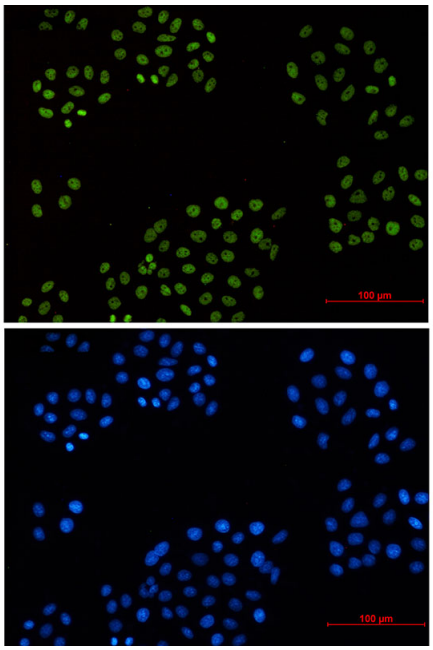

Immunocytochemistry analysis of Cyclin H (green) in Hela using Cyclin H antibody,and DAPI(blue).

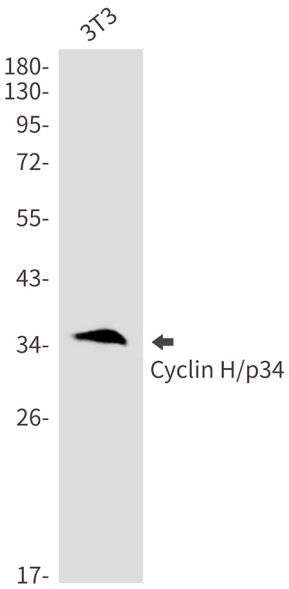

Western blot analysis of Cyclin H/p34 in 3T3 lysates using Cyclin H/p34 antibody.

9051 Mira Mesa Blvd, #910094
San Diego, CA 92191
Tel: 760-390-3989

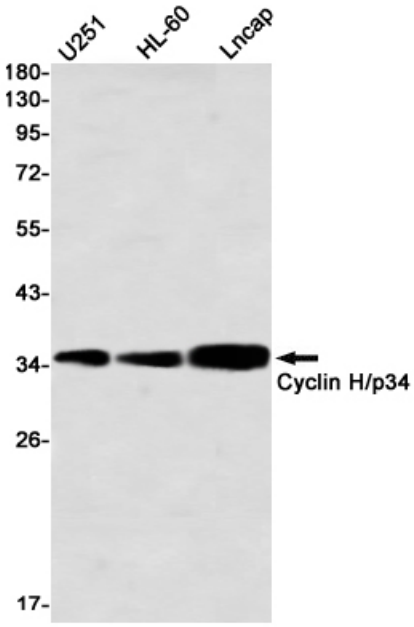

Western blot analysis of Cyclin H/p34 in U251, HL-60, Lncap lysates using Cyclin H/p34 antibody