9051 Mira Mesa Blvd, #910094
San Diego, CA 92191
Tel: 760-390-3989

Rab5C Rabbit mAb

ABZ2416

Product Overview

Name	Rab5C Rabbit mAb
Accession(Primary)	P51148
Host Species	Rabbit
Clonality	Monoclonal
Isotype	IgG
Species Reactivity	Human
Calculated MW	Calculated MW: 23 kDa; Observed MW: 23 kDa
Recommended Dilution	WB-1:500-1:1000; IF-1:100-1:200; ICC/IF-1:200-1:500; IHC-1:50-1:100

Target information (P51148)

Gene Name	RAB5C
About Gene Symbol	RAB5C (RAB5C, Member RAS Oncogene Family) is a small GTPase involved in cell signaling and proliferation. It is an important research target in cancer research and is widely studied to elucidate cellular mechanisms and identify therapeutic targets.

9051 Mira Mesa Blvd, #910094
San Diego, CA 92191
Tel: 760-390-3989

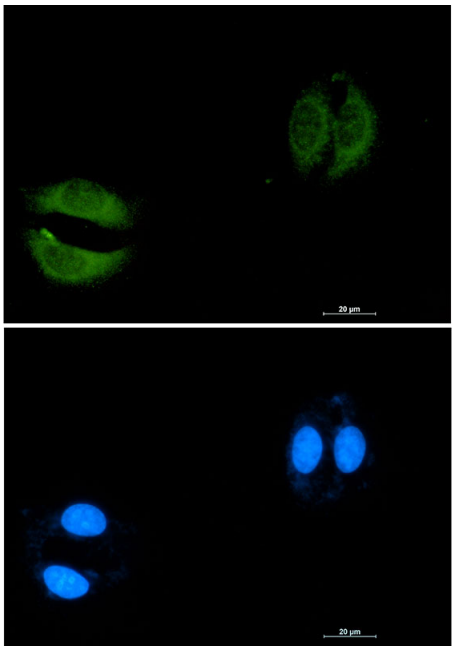

Immunocytochemistry analysis of Rab5C (green) in A549 using Rab5C antibody,and DAPI(blue).

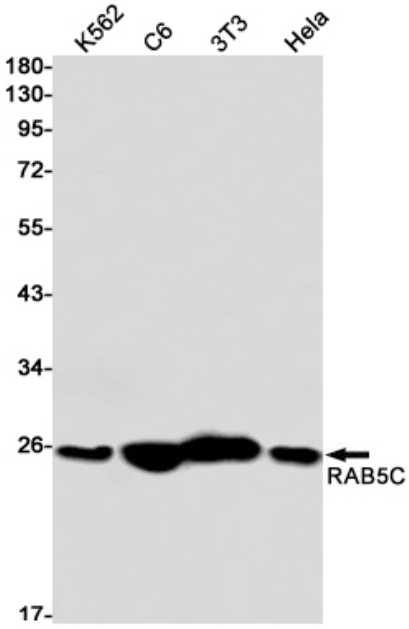

Western blot analysis of RAB5C in K562, C6, 3T3, Hela lysates using RAB5C antibody.

9051 Mira Mesa Blvd, #910094
San Diego, CA 92191
Tel: 760-390-3989

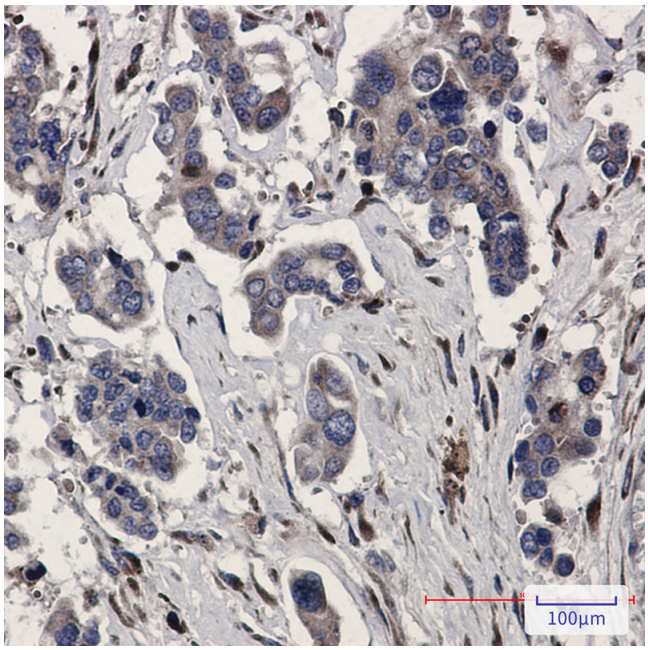

Immunohistochemistry analysis of paraffin-embedded Human Cholangiocarcinoma using RAB5C antibody. High-pressure and temperature Sodium Citrate pH 6.0 was used for antigen retrieval.