9051 Mira Mesa Blvd, #910094
San Diego, CA 92191
Tel: 760-390-3989

UQCRFS1 Rabbit mAb

ABZ2460

Product Overview

Name	UQCRFS1 Rabbit mAb
Accession(Primary)	P47985
Host Species	Rabbit
Clonality	Monoclonal
Isotype	IgG
Species Reactivity	Human, Mouse, Rat
Calculated MW	Calculated MW: 30 kDa; Observed MW: 24 kDa
Recommended Dilution	WB-1:1000-1:5000; IHC-P-1:200-1:1000; ICC/IF-1:50-1:100; FC-1:100-1:200; IP-1:50-1:100

Target information (P47985)

Gene Name	UQCRFS1
About Gene Symbol	UQCRFS1 (Ubiquinol-Cytochrome C Reductase, Rieske Iron-Sulfur Polypeptide 1) is a metabolic enzyme involved in cellular metabolism. It is an important research target in metabolic disease, cancer metabolism, and drug discovery and is widely studied to elucidate cellular mechanisms and identify therapeutic targets.

9051 Mira Mesa Blvd, #910094
San Diego, CA 92191
Tel: 760-390-3989

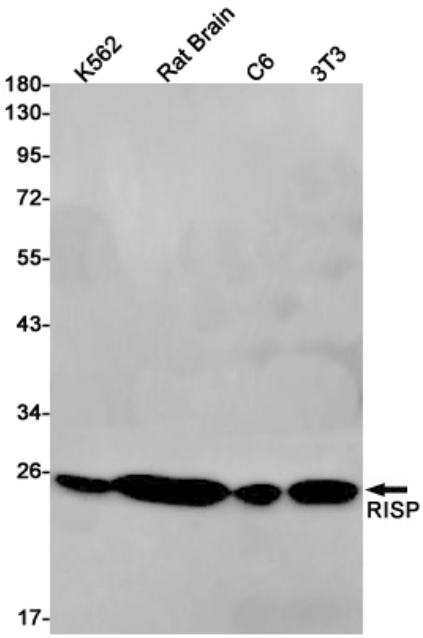

Western blot analysis of RISP in K562, rat Brain, C6, 3T3 lysates using Complex III Subunit 5 antibody.

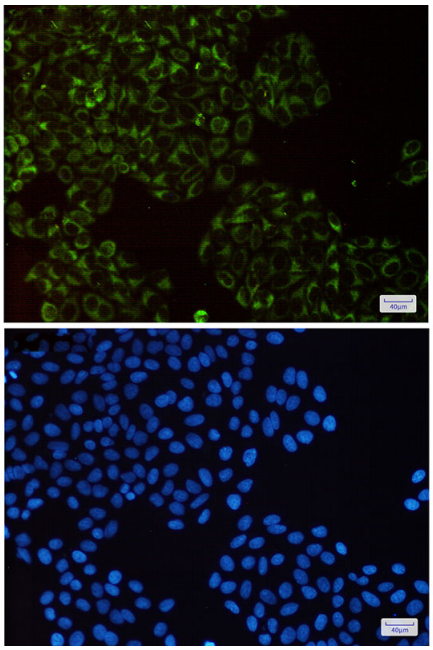

Immunocytochemistry analysis of RISP(green) in Hela using RISP antibody,and DAPI(blue)

9051 Mira Mesa Blvd, #910094
San Diego, CA 92191
Tel: 760-390-3989

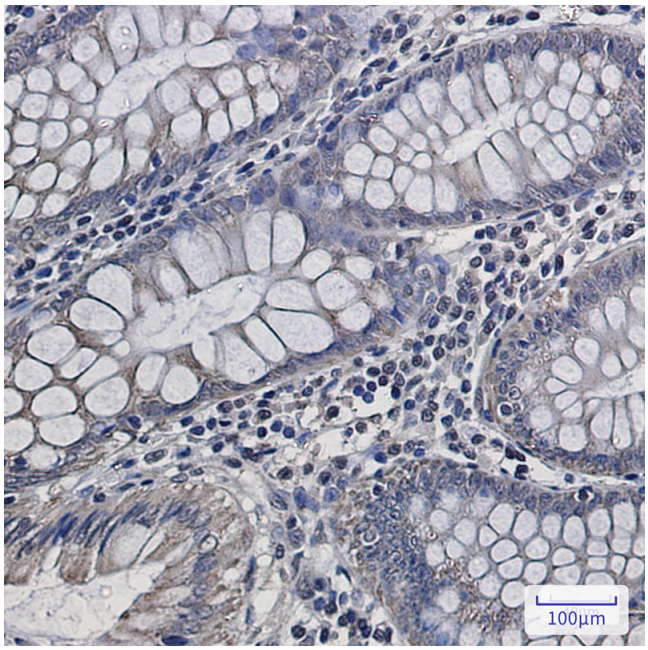

Immunohistochemistry analysis of paraffin-embedded Human colon cancer using UQCRFS1/RISP antibody. High-pressure and temperature Sodium Citrate pH 6.0 was used for antigen retrieval.