9051 Mira Mesa Blvd, #910094
San Diego, CA 92191
Tel: 760-390-3989

RanGAP1 Rabbit mAb

ABZ2476

Product Overview

Name	RanGAP1 Rabbit mAb
Accession(Primary)	P46060
Host Species	Rabbit
Clonality	Monoclonal
Isotype	IgG
Species Reactivity	Human, Mouse, Rat
Calculated MW	Calculated MW: 64 kDa; Observed MW: 68,82 kDa
Recommended Dilution	WB-1:1000-1:5000; IHC-P-1:200-1:500; ICC/IF-1:100-1:200; FC-1:20-1:50; IP-1:20

Target information (P46060)

Gene Name	RANGAP1
About Gene Symbol	

9051 Mira Mesa Blvd, #910094
San Diego, CA 92191
Tel: 760-390-3989

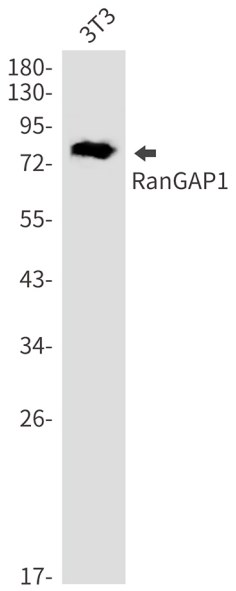

Western blot analysis of RanGAP1 in 3T3 lysates using RanGAP1 antibody.

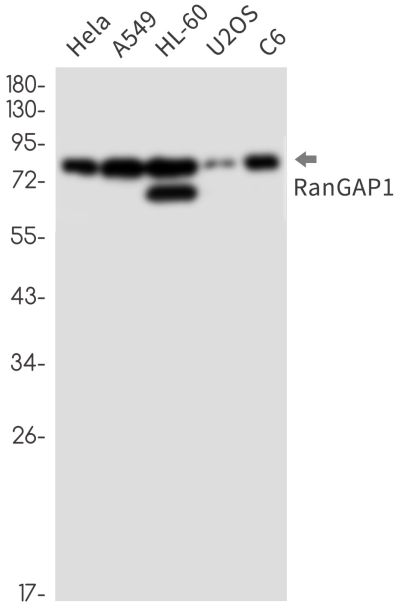

Western blot analysis of RanGAP1 in Hela, A549, HL-60, U2OS, C6 lysates using RanGAP1 antibody.

9051 Mira Mesa Blvd, #910094
San Diego, CA 92191
Tel: 760-390-3989

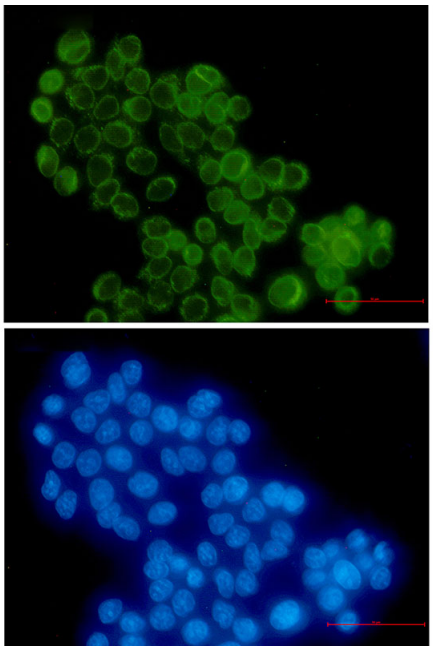

Immunocytochemistry analysis of RanGAP1 (green) in hela using RanGAP1 antibody,and DAPI(blue)

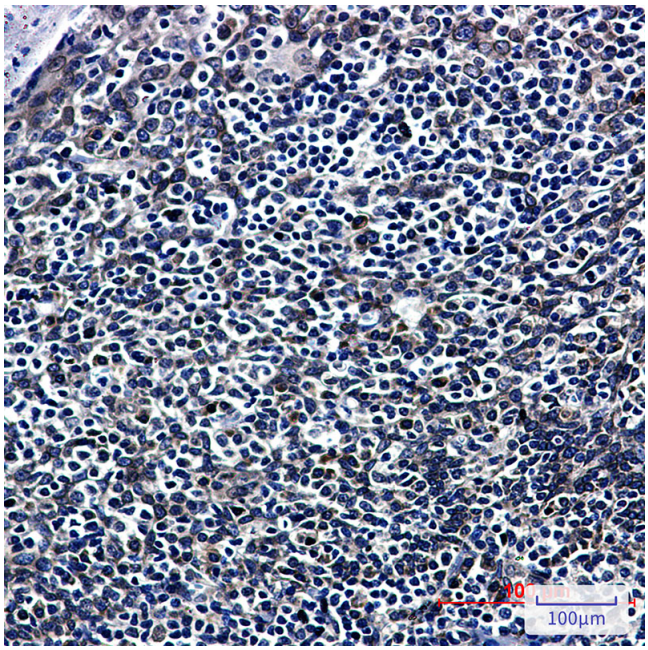

Immunohistochemistry analysis of paraffin-embedded Human tonsil using RanGAP1 antibody.High-pressure and temperature Sodium Citrate pH 6.0 was used for antigen retrieval.