9051 Mira Mesa Blvd, #910094
San Diego, CA 92191
Tel: 760-390-3989

# Prostaglandin D Synthase Rabbit mAb

ABZ2510

## Product Overview

| | |
|---|---|
| **Name** | Prostaglandin D Synthase Rabbit mAb |
| **Accession(Primary)** | P41222 |
| **Host Species** | Rabbit |
| **Clonality** | Monoclonal |
| **Isotype** | IgG |
| **Species Reactivity** | Human |
| **Calculated MW** | Calculated MW: 21 kDa; Observed MW: 26 kDa |
| **Recommended Dilution** | WB-1:1000-1:5000; IHC-P-1:100-1:200; ICC/IF-1:100-1:200 |

## Target information (P41222)

| | |
|---|---|
| **Gene Name** | PTGDS |
| **About Gene Symbol** | |

9051 Mira Mesa Blvd, #910094
San Diego, CA 92191
Tel: 760-390-3989

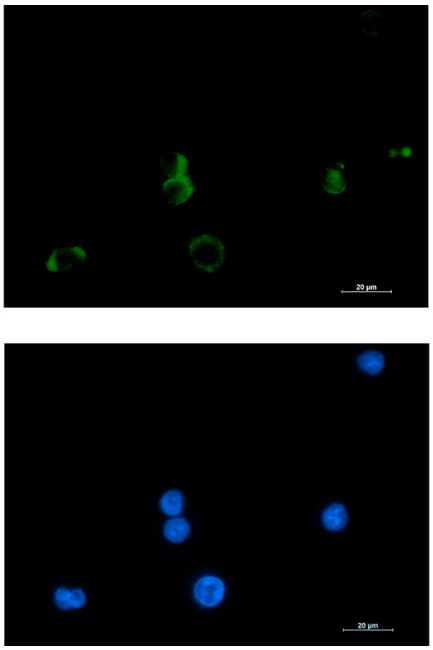

Immunocytochemistry analysis of Prostaglandin D Synthase (green) in K562 using Prostaglandin D Synthase antibody,and DAPI(blue).

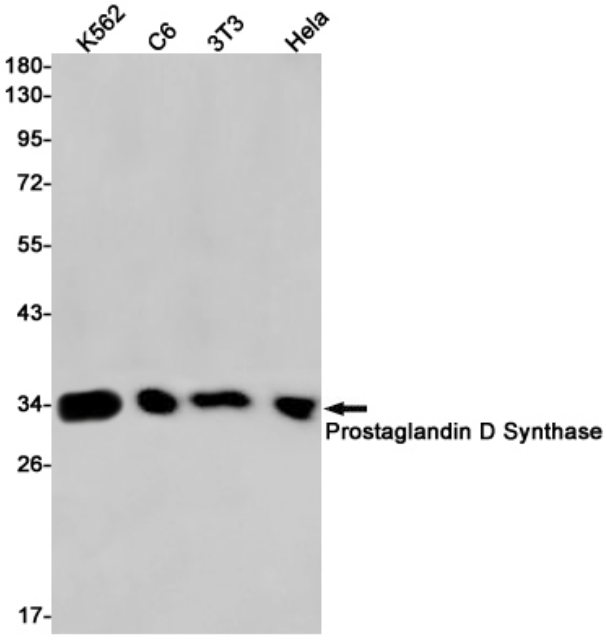


Western blot analysis of Prostaglandin D Synthase in K562, C6, 3T3, Hela lysates using Prostaglandin D Synthase antibody.

9051 Mira Mesa Blvd, #910094
San Diego, CA 92191
Tel: 760-390-3989

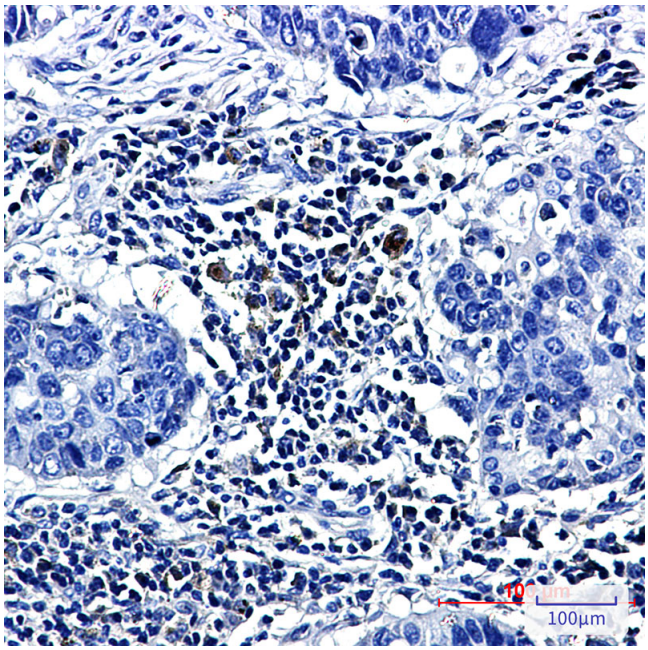


Immunohistochemistry analysis of paraffin-embedded Human lung cancer tissue using Prostaglandin D Synthase antibody.High-pressure and temperature Sodium Citrate pH 6.0 was used for antigen retrieval.