9051 Mira Mesa Blvd, #910094
San Diego, CA 92191
Tel: 760-390-3989

HADHA Rabbit mAb

ABZ2513

Product Overview

Name	HADHA Rabbit mAb
Accession(Primary)	P40939
Host Species	Rabbit
Clonality	Monoclonal
Isotype	IgG
Species Reactivity	Human, Mouse, Rat
Calculated MW	Calculated MW: 83 kDa; Observed MW: 78 kDa
Recommended Dilution	WB-1:500-1:1000; IHC-1:50-1:100; ICC/IF-1:200-1:500; FC-1:20-1:100; IP-1:20-1:50

Target information (P40939)

Gene Name	HADHA
About Gene Symbol	HADHA is a mitochondrial acyltransferase enzyme involved in cellular metabolism. It is an important research target in metabolic disease, cancer metabolism, and drug discovery and is widely studied to elucidate cellular mechanisms and identify therapeutic

9051 Mira Mesa Blvd, #910094
San Diego, CA 92191
Tel: 760-390-3989

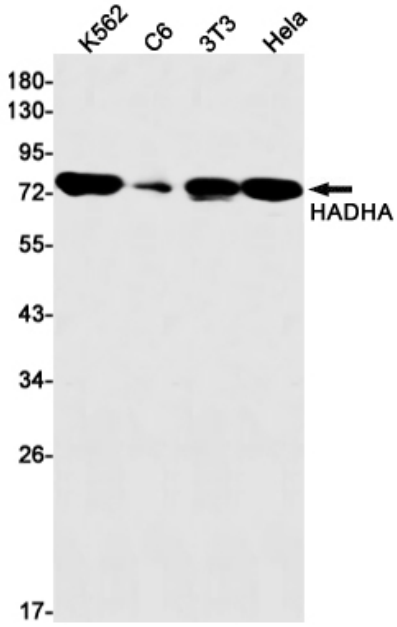

Western blot analysis of HADHA in K562, C6, 3T3, Hela lysates using HADHA antibody.

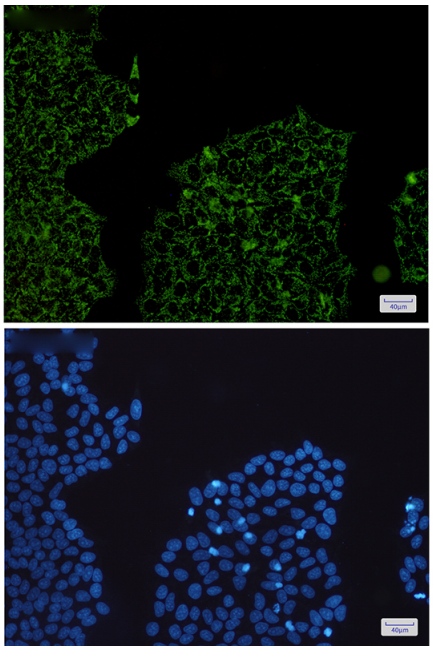

Immunocytochemistry analysis of HADHA(green) in Hela using HADHA antibody,and DAPI(blue)

9051 Mira Mesa Blvd, #910094
San Diego, CA 92191
Tel: 760-390-3989

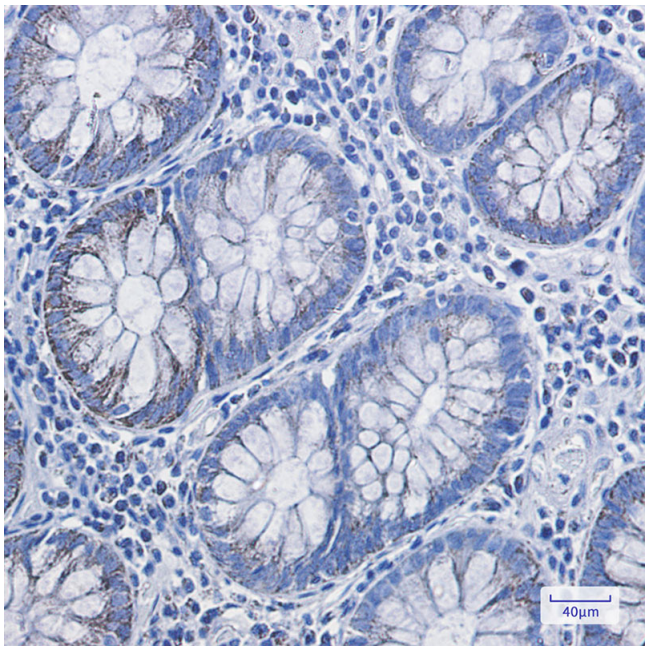

Immunohistochemistry analysis of paraffin-embedded Human colon cancer using HADHA antibody. High-pressure and temperature Sodium Citrate pH 6.0 was used for antigen retrieval.