9051 Mira Mesa Blvd, #910094
San Diego, CA 92191
Tel: 760-390-3989

Cytokeratin 9 Rabbit mAb

ABZ2541

Product Overview

Name	Cytokeratin 9 Rabbit mAb
Accession(Primary)	P35527
Host Species	Rabbit
Clonality	Monoclonal
Isotype	IgG
Species Reactivity	Human, Mouse, Rat
Calculated MW	Calculated MW: 62 kDa; Observed MW: 62 kDa
Recommended Dilution	WB-1:1000-1:5000; IHC-P-1:100-1:200; IP-1:10-1:100

Target information (P35527)

Gene Name	KRT9
About Gene Symbol	

9051 Mira Mesa Blvd, #910094
San Diego, CA 92191
Tel: 760-390-3989

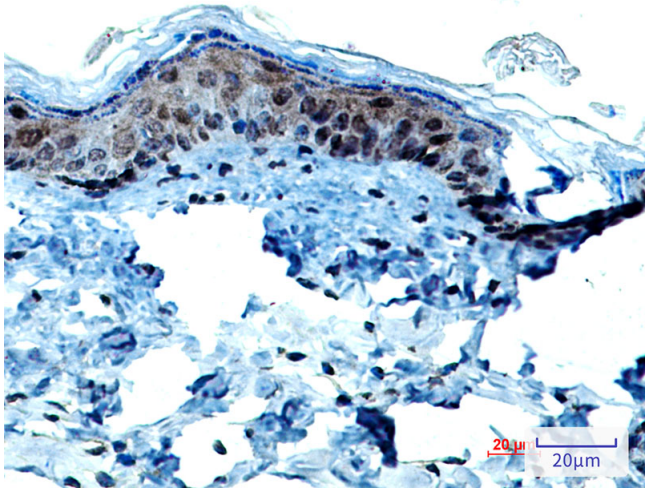

Immunohistochemistry analysis of paraffin-embedded mouse skin using Cytokeratin 9 antibody.High-pressure and temperature Sodium Citrate pH 6.0 was used for antigen retrieval.



Western blot analysis of Cytokeratin 9 in mouse brain lysates using Cytokeratin 9 antibody.

9051 Mira Mesa Blvd, #910094
San Diego, CA 92191
Tel: 760-390-3989

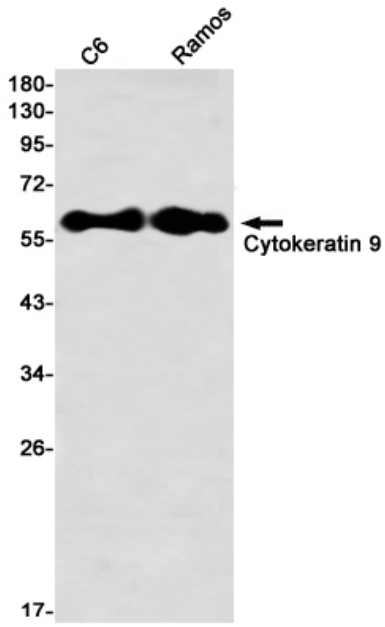

Western blot analysis of Cytokeratin 9 in C6, Ramos lysates using Cytokeratin 9 antibody