9051 Mira Mesa Blvd, #910094
San Diego, CA 92191
Tel: 760-390-3989

AKT1 Rabbit mAb

ABZ2571

Product Overview

Name	AKT1 Rabbit mAb
Accession(Primary)	P31749
Host Species	Rabbit
Clonality	Monoclonal
Isotype	IgG
Species Reactivity	Human, Mouse, Rat
Calculated MW	Calculated MW: 56 kDa; Observed MW: 56 kDa
Recommended Dilution	WB-1:2000-1:5000; IHC:1:50-1:100; ICC/IF-1:100-1:200; FC-1:20; IP-1:20-1:50

Target information (P31749)

Gene Name	AKT1
About Gene Symbol	AKT1 (AKT Serine/Threonine Kinase 1) is a serine/threonine protein kinase involved in cell signaling and proliferation. It is an important research target in cancer research and is widely studied to elucidate cellular mechanisms and identify therapeutic targets.

9051 Mira Mesa Blvd, #910094
San Diego, CA 92191
Tel: 760-390-3989

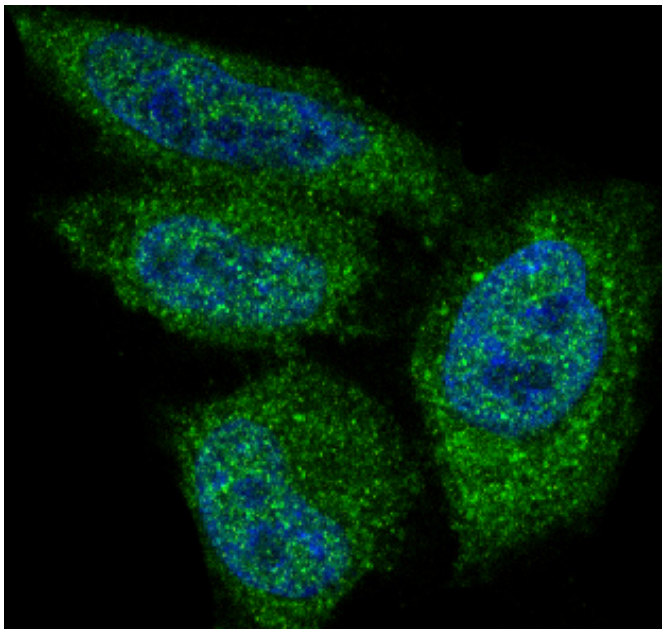

Immunofluorescence analysis of AKT1 in Hela using AKT1 antibody.

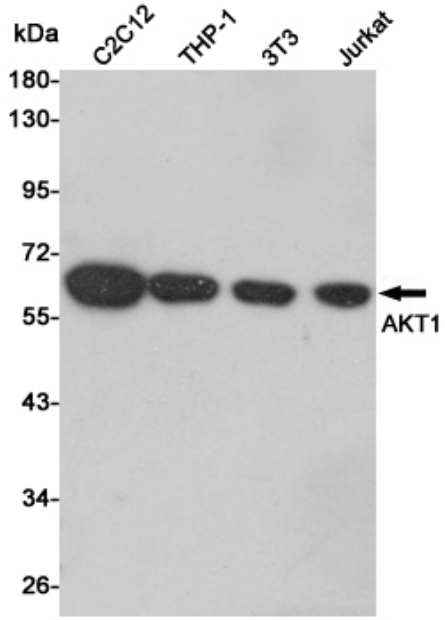

Western blot analysis of AKT1 in C2C12, THP-1, 3T3 and Jurkat lysates using AKT1 antibody.

9051 Mira Mesa Blvd, #910094
San Diego, CA 92191
Tel: 760-390-3989

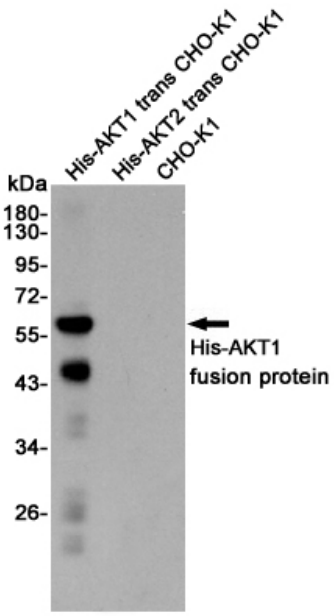

Western blot analysis of AKT1 expression in HisAKT1 trans CHO-K1, HisAKT2 trans CHO-K1 and CHO-K1 lysates using AKT1 antibody

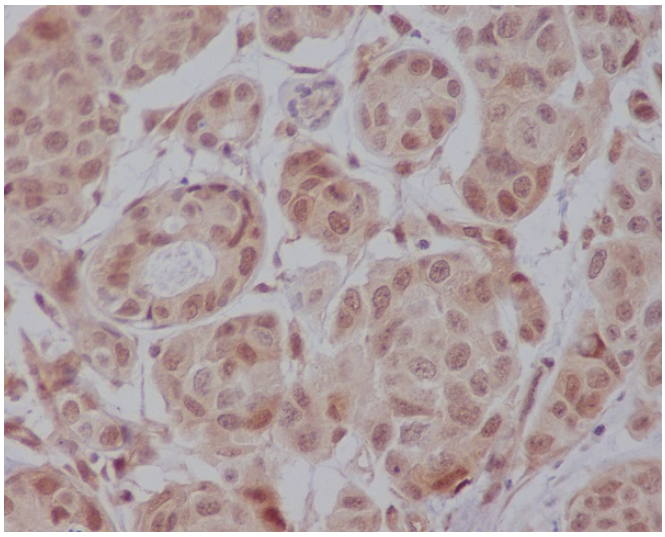

Immunohistochemistry analysis of paraffin-embedded Human colon using AKT1 antibody.High-pressure and temperature Sodium Citrate pH 6.0 was used for antigen retrieval.

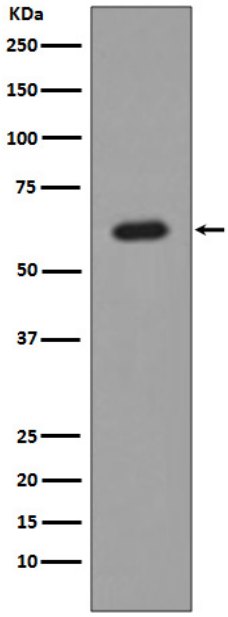

Western blot analysis of AKT1 in MCF-7 lysates using AKT1 antibody.

9051 Mira Mesa Blvd, #910094
San Diego, CA 92191
Tel: 760-390-3989