9051 Mira Mesa Blvd, #910094
San Diego, CA 92191
Tel: 760-390-3989

SDHA Rabbit mAb

ABZ2576

Product Overview

Name	SDHA Rabbit mAb
Accession(Primary)	P31040
Host Species	Rabbit
Clonality	Monoclonal
Isotype	IgG
Species Reactivity	Human, Mouse, Rat
Calculated MW	Calculated MW: 73 kDa; Observed MW: 73 kDa
Recommended Dilution	WB-1:1000-1:5000; IHC-P-1:50-1:500; ICC/IF-1:100-1:200; FC-1:20; IP-1:10-1:50

Target information (P31040)

Gene Name	SDHA
About Gene Symbol	

9051 Mira Mesa Blvd, #910094
San Diego, CA 92191
Tel: 760-390-3989

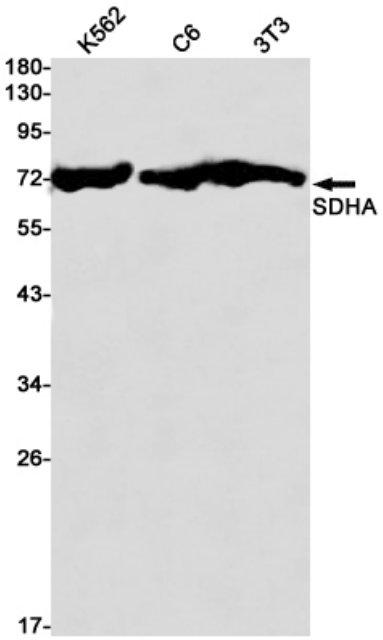

Western blot analysis of SDHA in K562, C6, 3T3 lysates using SDHA antibody.

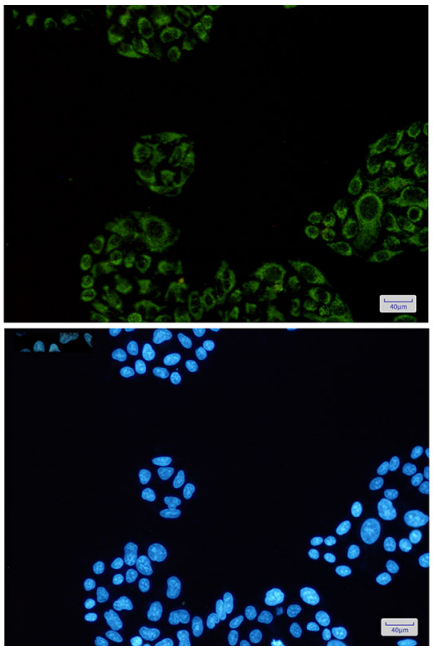

Immunocytochemistry analysis of SDHA(green) in Hela using SDHA antibody,and DAPI(blue)

9051 Mira Mesa Blvd, #910094
San Diego, CA 92191
Tel: 760-390-3989

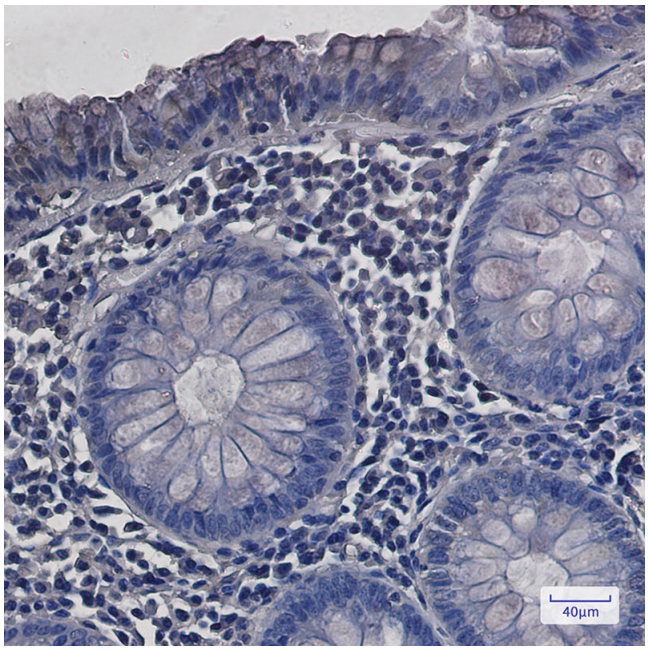

Immunohistochemistry analysis of paraffin-embedded Human colon cancer using SDHA antibody. High-pressure and temperature Sodium Citrate pH 6.0 was used for antigen retrieval.