9051 Mira Mesa Blvd, #910094
San Diego, CA 92191
Tel: 760-390-3989

Cyclophilin F Rabbit mAb

ABZ2582

Product Overview

Name	Cyclophilin F Rabbit mAb
Accession(Primary)	P30405
Host Species	Rabbit
Clonality	Monoclonal
Isotype	IgG
Species Reactivity	Human, Mouse, Rat
Calculated MW	Calculated MW: 22 kDa; Observed MW: 18 kDa
Recommended Dilution	WB-1:500-1:1000; IHC-P-1:500-1:5000; ICC/IF-1:50-1:100; FC-1:200-1:500

Target information (P30405)

Gene Name	PPIF
About Gene Symbol	PPIF (Peptidylprolyl Isomerase F) is a peptidylprolyl isomerase (cyclophilin) involved in cellular metabolism. It is an important research target in metabolic disease, cancer metabolism, and drug discovery and is widely studied to elucidate cellular mechanisms and identify therapeutic targets.

9051 Mira Mesa Blvd, #910094
San Diego, CA 92191
Tel: 760-390-3989



Western blot analysis of Cyclophilin F in rat heart lysates using Cyclophilin F antibody.

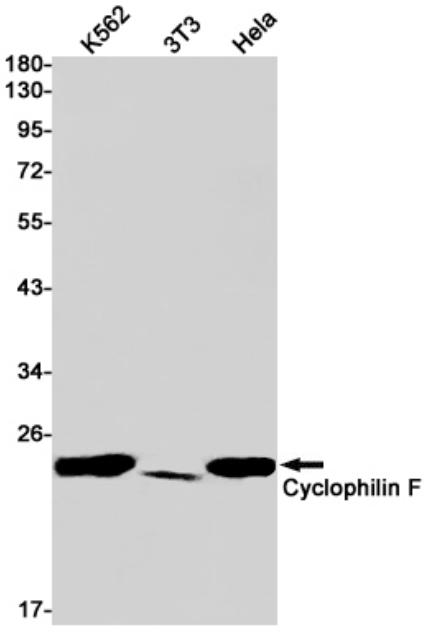

Western blot analysis of Cyclophilin F in K562, 3T3, Hela lysates using Cyclophilin F antibody.

9051 Mira Mesa Blvd, #910094
San Diego, CA 92191
Tel: 760-390-3989

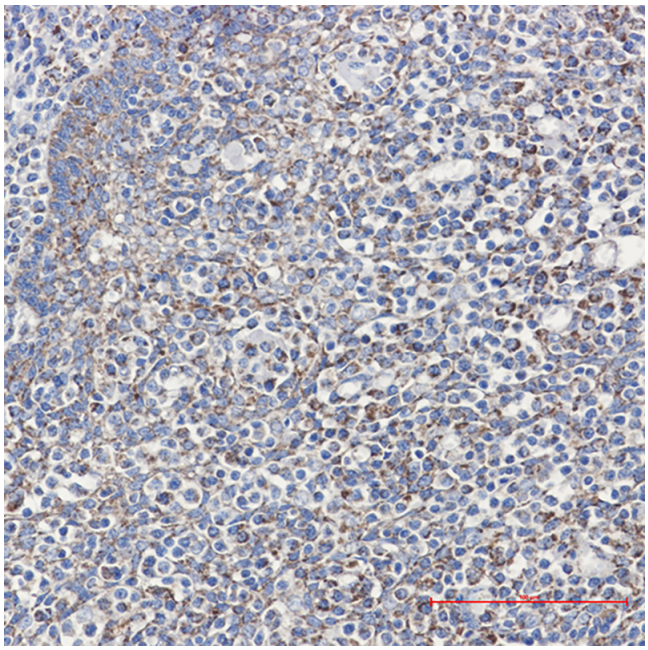

Immunohistochemistry analysis of paraffin-embedded Human tonsil using Cyclophilin F antibody. High-pressure and temperature Sodium Citrate pH 6.0 was used for antigen retrieval.