9051 Mira Mesa Blvd, #910094
San Diego, CA 92191
Tel: 760-390-3989

ERK2 Rabbit mAb

ABZ2594

Product Overview

Name	ERK2 Rabbit mAb
Accession(Primary)	P28482
Host Species	Rabbit
Clonality	Monoclonal
Isotype	IgG
Species Reactivity	Human, Mouse, Rat
Calculated MW	Calculated MW: 41 kDa; Observed MW: 41 kDa
Recommended Dilution	WB-1:500-1:1000; IHC-1:50-1:100; IF-1:200-1:2000; FC-1:200-1:1000

Target information (P28482)

Gene Name	MAPK1
About Gene Symbol	MAPK1 (Mitogen-Activated Protein Kinase 1) is a receptor tyrosine kinase involved in MAPK/ERK signaling. It is an important research target in cancer, cell signaling, and therapeutic target research and is widely studied to elucidate cellular mechanisms and identify therapeutic targets.

9051 Mira Mesa Blvd, #910094
San Diego, CA 92191
Tel: 760-390-3989

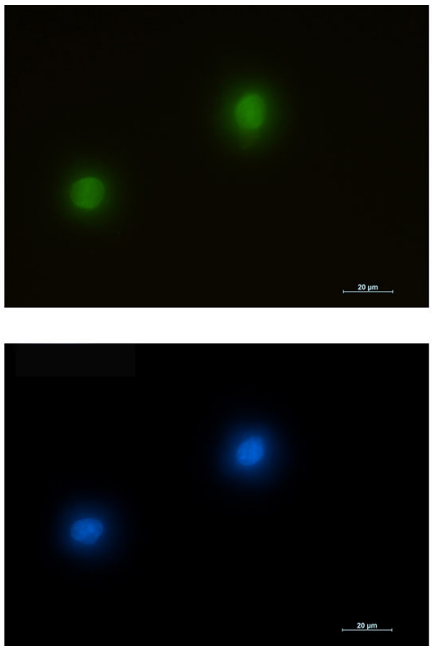

Immunocytochemistry analysis of ERK2 (green) in K562 using ERK2 antibody,and DAPI(blue).

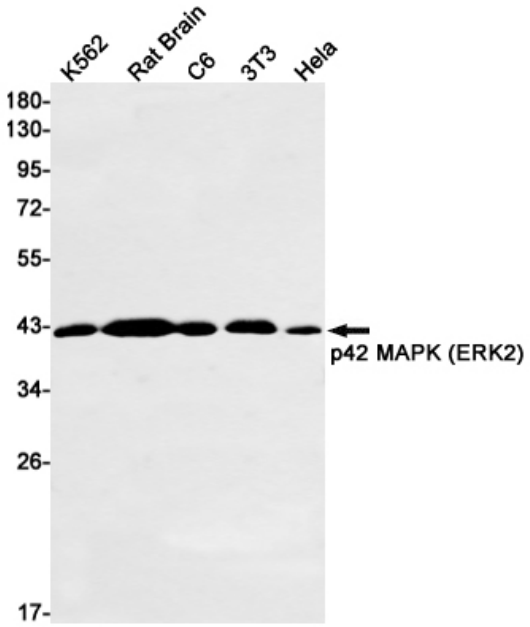

Western blot analysis of ERK2 in K562, rat Brain, C6, 3T3, Hela lysates using ERK2 antibody.

9051 Mira Mesa Blvd, #910094
San Diego, CA 92191
Tel: 760-390-3989

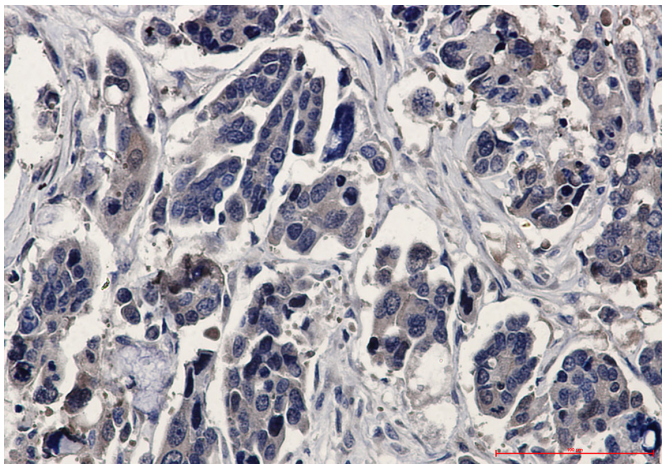

Immunohistochemistry analysis of paraffin-embedded Human Cholangiocarcinoma using ERK2 antibody. High-pressure and temperature Sodium Citrate pH 6.0 was used for antigen retrieval.