9051 Mira Mesa Blvd, #910094
San Diego, CA 92191
Tel: 760-390-3989

AK3L1 Rabbit mAb

ABZ2611

Product Overview

Name	AK3L1 Rabbit mAb
Accession(Primary)	P27144
Host Species	Rabbit
Clonality	Monoclonal
Isotype	IgG
Species Reactivity	Human
Calculated MW	Calculated MW: 25 kDa; Observed MW: 25 kDa
Recommended Dilution	WB-1:1000-1:5000; IHC-P-1:50-1:100; ICC/IF-1:200-1:500

Target information (P27144)

Gene Name	AK4
About Gene Symbol	AK4 (Adenylate Kinase 4) is a protein kinase and signaling regulator involved in cell signaling and proliferation. It is an important research target in cancer, cell signaling, and therapeutic target research and is widely studied to elucidate cellular mechanisms and identify therapeutic targets.

9051 Mira Mesa Blvd, #910094
San Diego, CA 92191
Tel: 760-390-3989

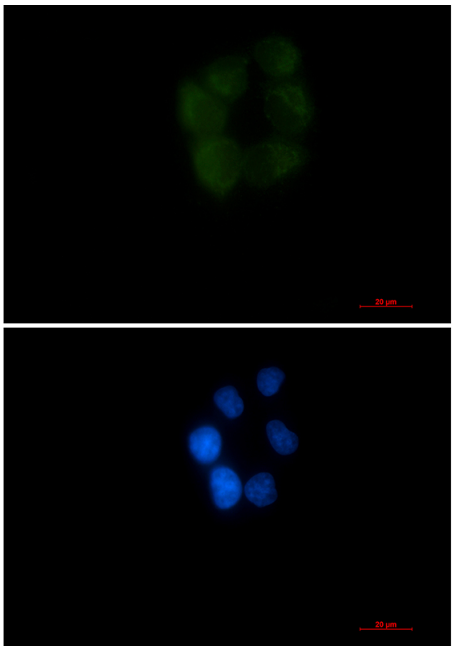

Immunocytochemistry analysis of AK3L1 (green) in Hela using AK3L1 antibody,and DAPI(blue).

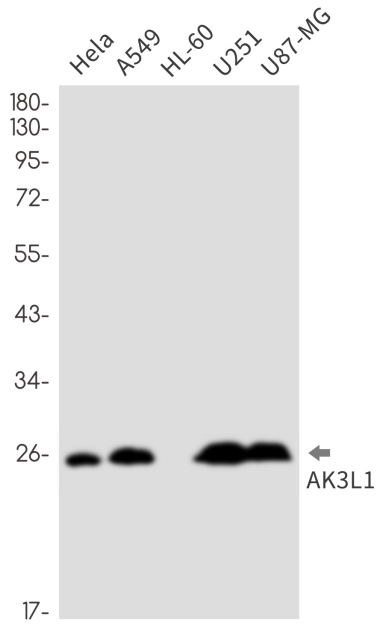

Western blot analysis of AK3L1 in Hela, A549, HL-60, U251, U87-MG lysates using AK3L1 antibody.

9051 Mira Mesa Blvd, #910094
San Diego, CA 92191
Tel: 760-390-3989

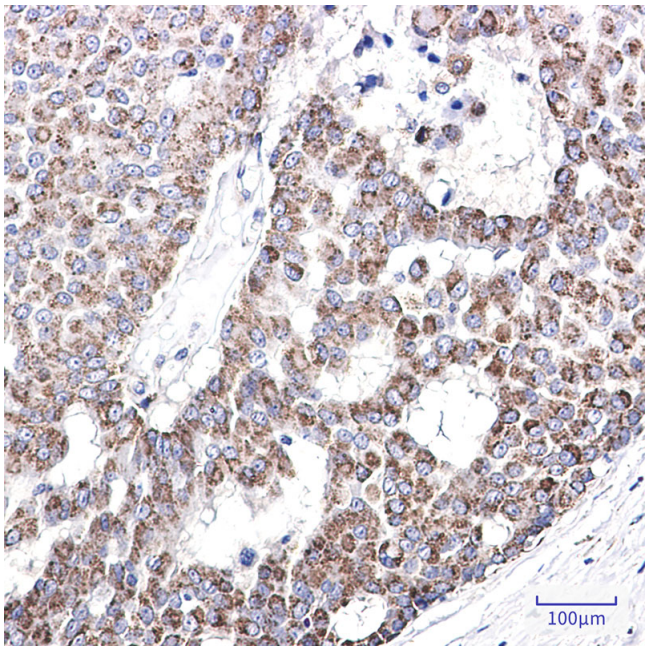

Immunohistochemistry analysis of paraffin-embedded Human breast cancer tissue using AK3L1 antibody. High-pressure and temperature Sodium Citrate pH 6.0 was used for antigen retrieval.