9051 Mira Mesa Blvd, #910094
San Diego, CA 92191
Tel: 760-390-3989

# PTBP1 Rabbit mAb

ABZ2615

## Product Overview

| | |
|---|---|
| **Name** | PTBP1 Rabbit mAb |
| **Accession(Primary)** | P26599 |
| **Host Species** | Rabbit |
| **Clonality** | Monoclonal |
| **Isotype** | IgG |
| **Species Reactivity** | Human, Mouse, Rat |
| **Calculated MW** | Calculated MW: 57 kDa; Observed MW: 57 kDa |
| **Recommended Dilution** | WB-1:1000-1:5000; IHC-P-1:100-1:200; ICC/IF-1:200-1:500; FC-1:200-1:2000 |

## Target information (P26599)

| | |
|---|---|
| **Gene Name** | PTBP1 |
| **About Gene Symbol** | PTBP1 (Polypyrimidine Tract Binding Protein 1) is a protein kinase and signaling regulator involved in cell signaling and proliferation. It is an important research target in cancer, cell signaling, and therapeutic target research and is widely studied to elucidate cellular mechanisms and identify therapeutic targets. |

9051 Mira Mesa Blvd, #910094
San Diego, CA 92191
Tel: 760-390-3989

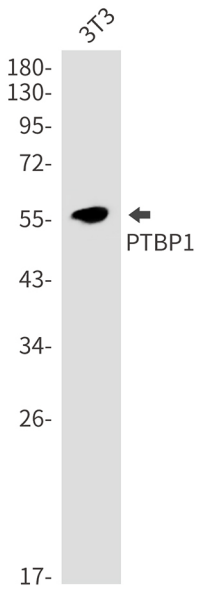


Western blot analysis of PTBP1 in 3T3 lysates using PTBP1 antibody.

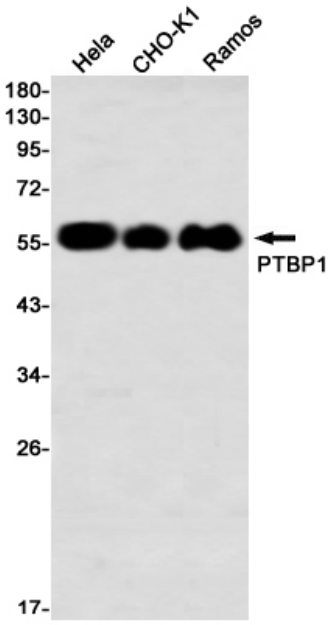


Western blot analysis of PTBP1 in Hela, CHO-K1, Ramos lysates using PTBP1 antibody.

9051 Mira Mesa Blvd, #910094
San Diego, CA 92191
Tel: 760-390-3989

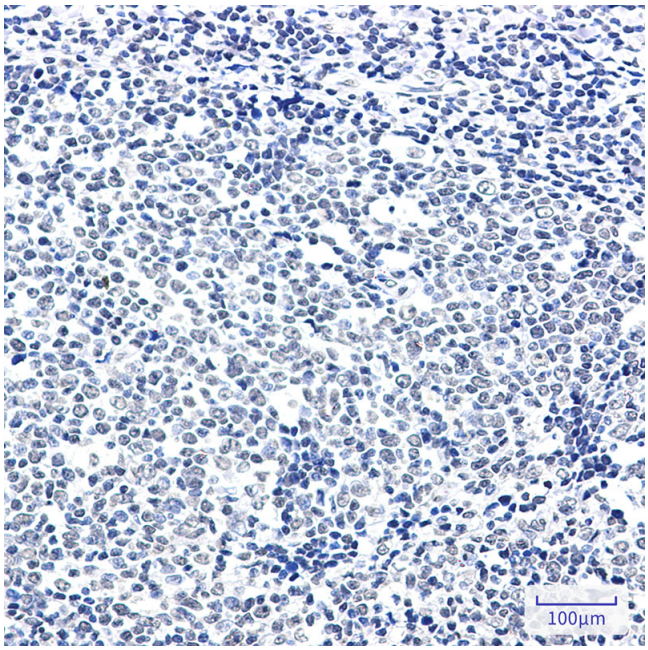


Immunohistochemistry analysis of paraffin-embedded Human tonsil using PTBP1 antibody. High-pressure and temperature Sodium Citrate pH 6.0 was used for antigen retrieval.