9051 Mira Mesa Blvd, #910094
San Diego, CA 92191
Tel: 760-390-3989

IKB alpha Rabbit mAb

ABZ2623

Product Overview

Name	IKB alpha Rabbit mAb
Accession(Primary)	P25963
Host Species	Rabbit
Clonality	Monoclonal
Isotype	IgG
Species Reactivity	Human, Mouse, Rat
Calculated MW	Calculated MW: 36 kDa; Observed MW: 39 kDa
Recommended Dilution	WB-1:2000-1:10000; IHC-1:50-1:500; IF:50-1:100; FC-1:20; IP-1:20

Target information (P25963)

Gene Name	NFKBIA
About Gene Symbol	NFKBIA (I-kappa-B-alpha) is a transcription factor involved in NF-κB signaling. It is an important research target in gene regulation, development, and cancer research and is widely studied to elucidate cellular mechanisms and identify therapeutic targets.

9051 Mira Mesa Blvd, #910094
San Diego, CA 92191
Tel: 760-390-3989

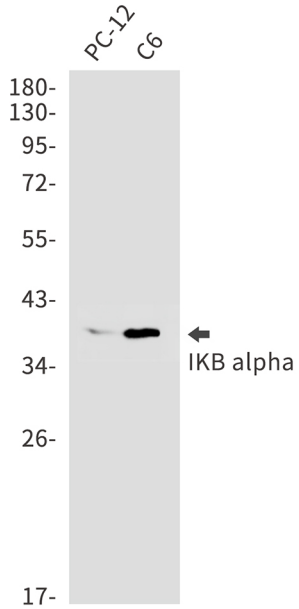

Western blot analysis of IKB alpha in PC-12, C6 lysates using IKB alpha antibody.

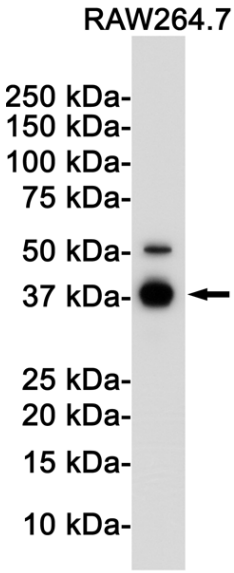

Western blot analysis of IKB alpha in Raw264.7 lysates using IKB alpha antibody.

9051 Mira Mesa Blvd, #910094
San Diego, CA 92191
Tel: 760-390-3989

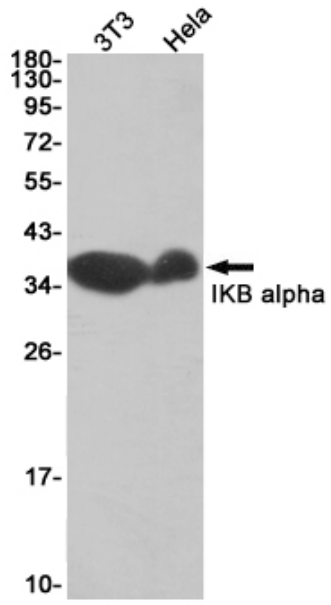

Western blot analysis of IKB alpha in 3T3, Hela lysates using IKB alpha antibody

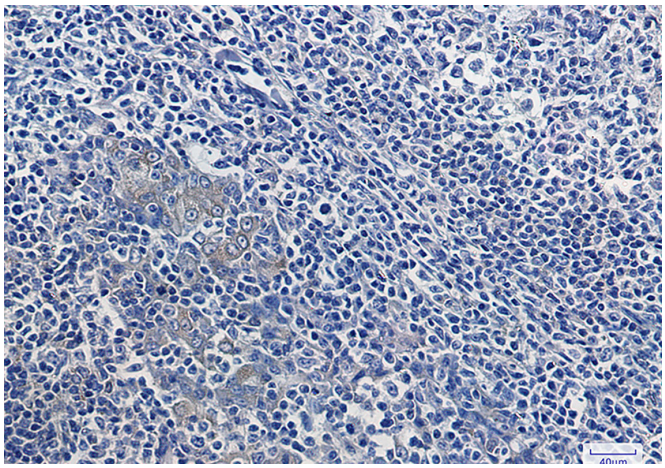

Immunohistochemistry analysis of paraffin-embedded Human tonsil using IKB alpha antibody.High-pressure and temperature Sodium Citrate pH 6.0 was used for antigen retrieval.