9051 Mira Mesa Blvd, #910094
San Diego, CA 92191
Tel: 760-390-3989

# Galectin 3 Rabbit mAb

ABZ2641

## Product Overview

| | |
|---|---|
| **Name** | Galectin 3 Rabbit mAb |
| **Accession(Primary)** | P17931 |
| **Host Species** | Rabbit |
| **Clonality** | Monoclonal |
| **Isotype** | IgG |
| **Species Reactivity** | Human |
| **Calculated MW** | Calculated MW: 26 kDa; Observed MW: 26 kDa |
| **Recommended Dilution** | WB-1:500-1:1000; HC-P:1:200-1:2000; ICC/IF-1:200-1:500; FC-1:20-1:50; IP-1:20-1:50; IHC-1:50-1:100 |

## Target information (P17931)

| | |
|---|---|
| **Gene Name** | LGALS3 |
| **About Gene Symbol** | LGALS3 (Galectin 3) is an extracellular matrix laminin protein involved in adaptive immunity. It is an important research target in cell signaling, drug discovery, and cancer research and is widely studied to elucidate cellular mechanisms and identify therapeutic targets. |

9051 Mira Mesa Blvd, #910094
San Diego, CA 92191
Tel: 760-390-3989

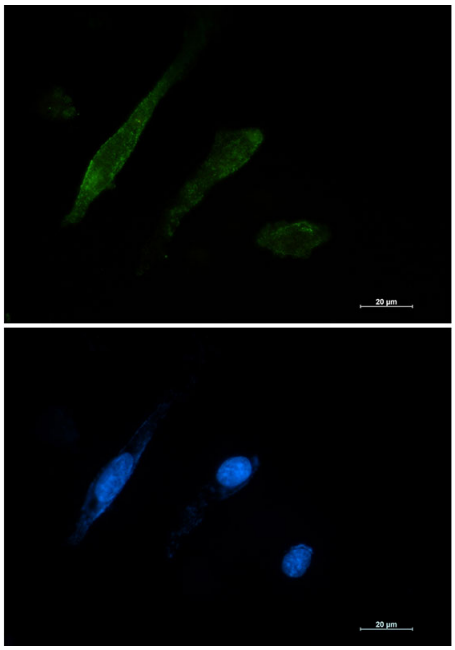

Immunocytochemistry analysis of Galectin 3 (green) in U87-MG using Galectin 3 antibody,and DAPI(blue).




Western blot analysis of Galectin 3 in Hela lysates using Galectin 3 antibody.

9051 Mira Mesa Blvd, #910094
San Diego, CA 92191
Tel: 760-390-3989

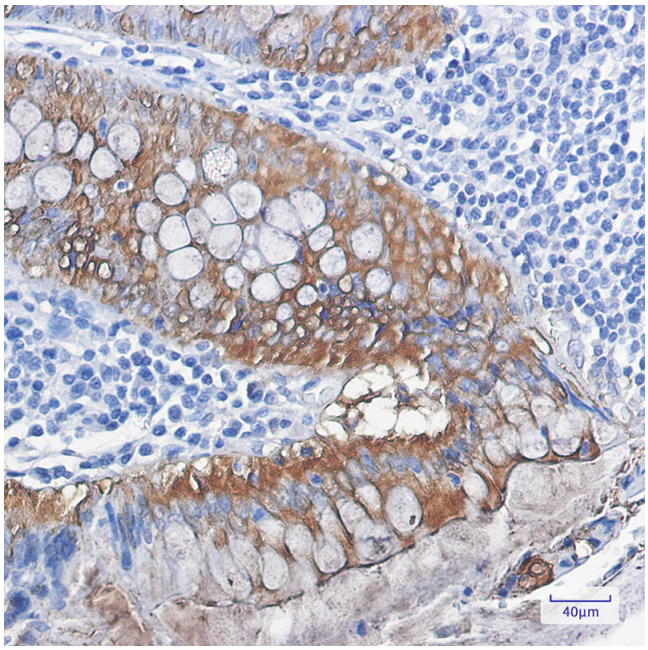


Immunohistochemistry analysis of paraffin-embedded Human colon cancer tissue using Galectin 3 antibody. High-pressure and temperature Sodium Citrate pH 6.0 was used for antigen retrieval.