9051 Mira Mesa Blvd, #910094
San Diego, CA 92191
Tel: 760-390-3989

GAP43 Rabbit mAb

ABZ2648

Product Overview

Name	GAP43 Rabbit mAb
Accession(Primary)	P17677
Host Species	Rabbit
Clonality	Monoclonal
Isotype	IgG
Species Reactivity	Human, Mouse, Rat
Calculated MW	Calculated MW: 25 kDa; Observed MW: 46 kDa
Recommended Dilution	WB-1:500-1:1000; IHC-P-1:500-1:2000; ICC/IF-1:100-1:200; FC-1:20-1:50; IP-1:20-1:50

Target information (P17677)

Gene Name	GAP43
About Gene Symbol	GAP43 (Growth Associated Protein 43) is a membrane receptor involved in receptor-mediated signaling. It is an important research target in cell signaling, drug discovery, and cancer research and is widely studied to elucidate cellular mechanisms and identify therapeutic targets.

9051 Mira Mesa Blvd, #910094
San Diego, CA 92191
Tel: 760-390-3989

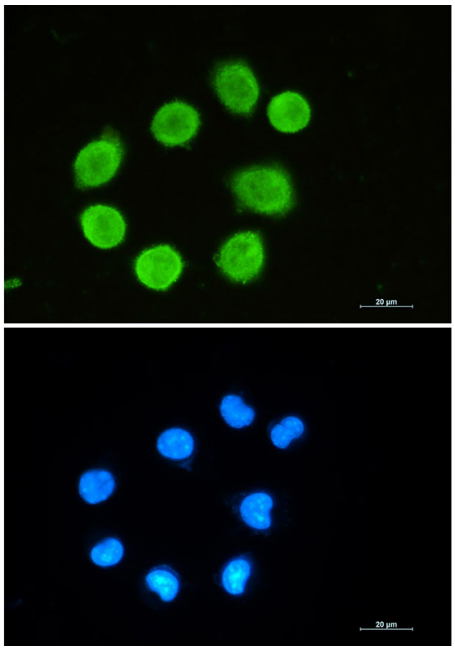

Immunocytochemistry analysis of GAP43 (green) in SH-SY5Y using GAP43 antibody,and DAPI(blue).



Western blot analysis of GAP43 in mouse brain, 3T3 lysates using GAP43 antibody.

9051 Mira Mesa Blvd, #910094
San Diego, CA 92191
Tel: 760-390-3989

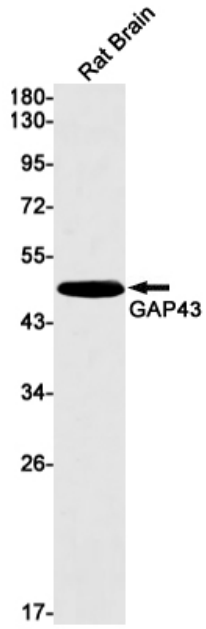

Western blot analysis of GAP43 in rat Brain lysates using GAP43 antibody

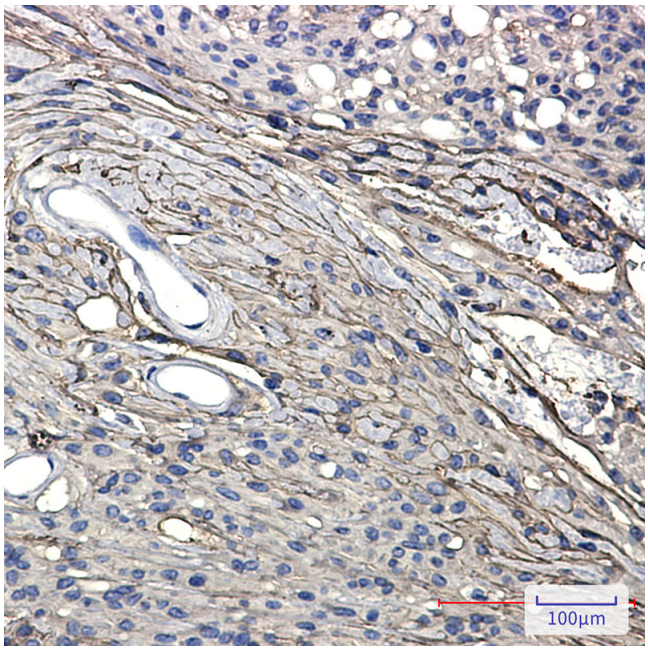

Immunohistochemistry analysis of paraffin-embedded Human Brain using GAP43 antibody.High-pressure and temperature Sodium Citrate pH 6.0 was used for antigen retrieval.