9051 Mira Mesa Blvd, #910094
San Diego, CA 92191
Tel: 760-390-3989

Histone H1.3 Rabbit mAb

ABZ2665

Product Overview

Name	Histone H1.3 Rabbit mAb
Accession(Primary)	P16402
Host Species	Rabbit
Clonality	Monoclonal
Isotype	IgG
Species Reactivity	Human
Calculated MW	Calculated MW: 22 kDa; Observed MW: 30 kDa
Recommended Dilution	WB-1:1000-1:5000; IHC-P-1:200-1:1000; ICC/IF-1:200-1:500; FC-1:10-1:100; IP-1:20-1:50

Target information (P16402)

Gene Name	H1-3
About Gene Symbol	H1-3 (H1.3 Linker Histone, Cluster Member) is an epigenetic and nuclear regulatory protein involved in chromatin remodeling and epigenetics. It is an important research target in epigenetic regulation, chromatin biology, and cancer research and is widely studied to elucidate cellular mechanisms and identify therapeutic targets.

9051 Mira Mesa Blvd, #910094
San Diego, CA 92191
Tel: 760-390-3989

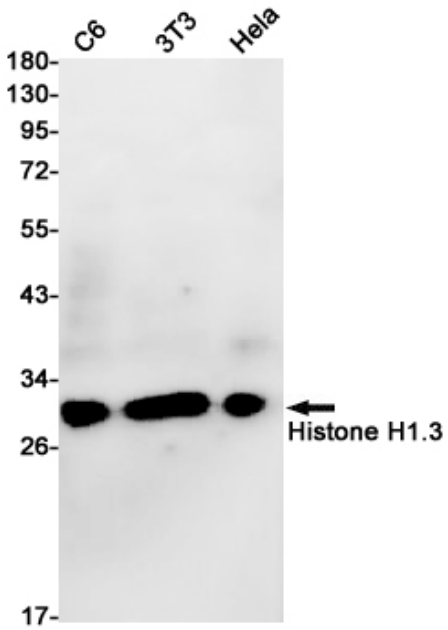

Western blot analysis of Histone H1.3 in C6, 3T3, Hela lysates using Histone H1.3 antibody.

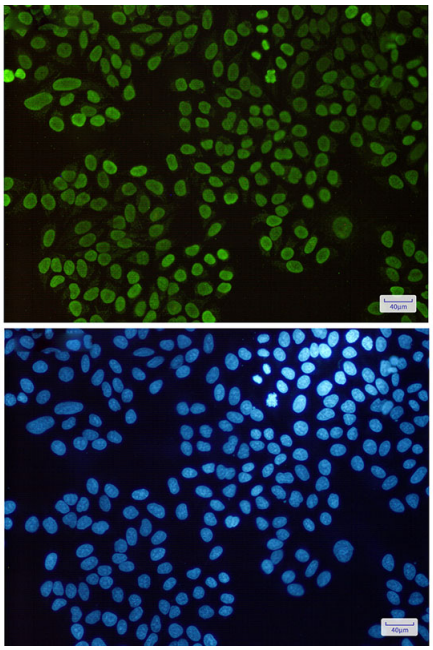

Immunocytochemistry analysis of Histone H1.3(green) in Hela using Histone H1.3 antibody,and DAPI(blue)

9051 Mira Mesa Blvd, #910094
San Diego, CA 92191
Tel: 760-390-3989

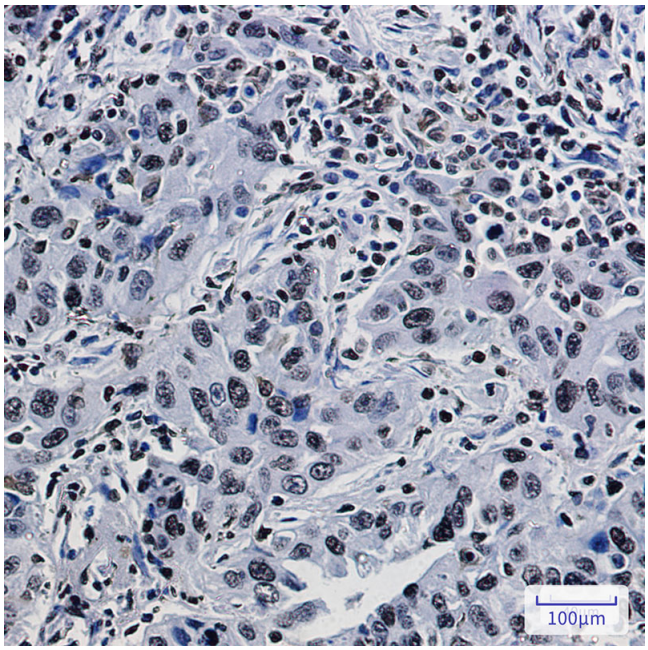

Immunohistochemistry analysis of paraffin-embedded Human lung cancer using Histone H1.3 antibody. High-pressure and temperature Sodium Citrate pH 6.0 was used for antigen retrieval.