9051 Mira Mesa Blvd, #910094
San Diego, CA 92191
Tel: 760-390-3989

E Cadherin Rabbit mAb

ABZ2758

Product Overview

Name	E Cadherin Rabbit mAb
Accession(Primary)	P12830
Host Species	Rabbit
Clonality	Monoclonal
Isotype	IgG
Species Reactivity	Human
Calculated MW	Calculated MW: 97 kDa; Observed MW: 80-120,135 kDa
Recommended Dilution	WB-1:1000-1:4000; IHC:1:200-1:1000; IF: 1:50; FC-1:20

Target information (P12830)

Gene Name	CDH1
About Gene Symbol	

9051 Mira Mesa Blvd, #910094
San Diego, CA 92191
Tel: 760-390-3989

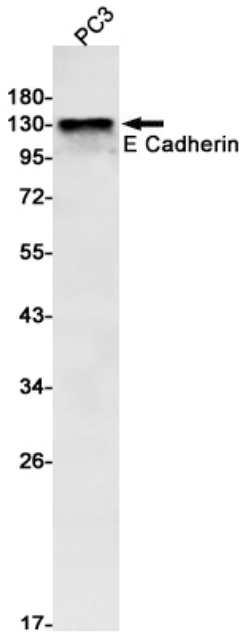

Western blot analysis of E Cadherin in PC-3 lysates using E Cadherin antibody.

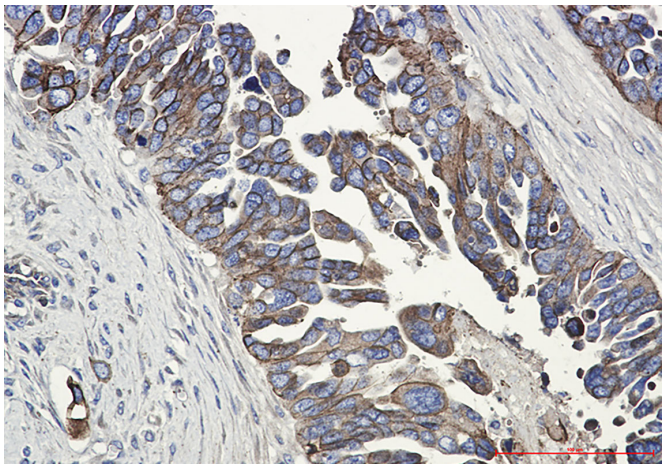

Immunohistochemistry analysis of paraffin-embedded Human Cholangiocarcinoma using E Cadherin antibody.High-pressure and temperature Sodium Citrate pH 6.0 was used for antigen retrieval.

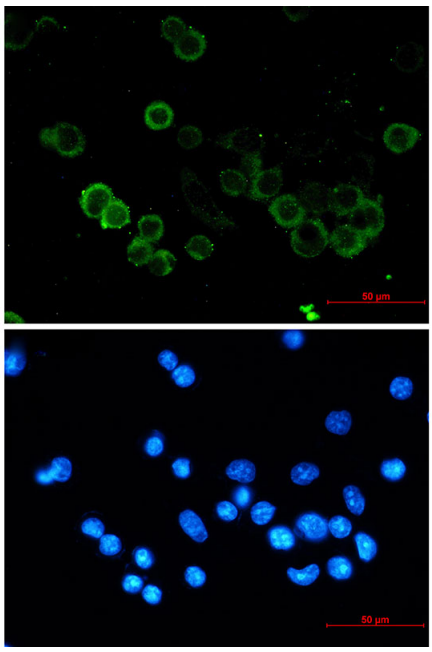

Immunocytochemistry analysis of E Cadherin (green) in MCF-7 using E Cadherin antibody,and DAPI(blue)

9051 Mira Mesa Blvd, #910094
San Diego, CA 92191
Tel: 760-390-3989