9051 Mira Mesa Blvd, #910094
San Diego, CA 92191
Tel: 760-390-3989

Cytokeratin 10 Rabbit mAb

ABZ2802

Product Overview

Name	Cytokeratin 10 Rabbit mAb
Accession(Primary)	P13645
Host Species	Rabbit
Clonality	Monoclonal
Isotype	IgG
Species Reactivity	Human, Mouse, Rat
Calculated MW	Calculated MW: 59 kDa; Observed MW: 59 kDa
Recommended Dilution	WB-1:1000-1:5000; IHC-P-1:500-1:5000; ICC/IF-1:50-1:100

Target information (P13645)

Gene Name	KRT10
About Gene Symbol	KRT10 (Keratin 10) is a keratin cytoskeletal protein involved in MAPK/ERK signaling. It is an important research target in cell biology, cancer metastasis, and cytoskeletal research and is widely studied to elucidate cellular mechanisms and identify therapeutic targets.

9051 Mira Mesa Blvd, #910094
San Diego, CA 92191
Tel: 760-390-3989

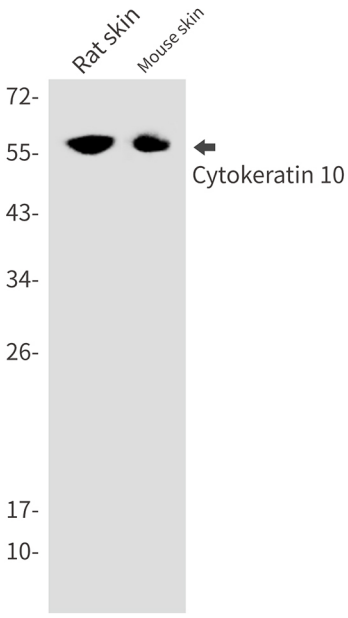

Western blot analysis of CytokeRatin 10 in rat skin, mouse skin lysates using Cytokeratin 10 antibody.

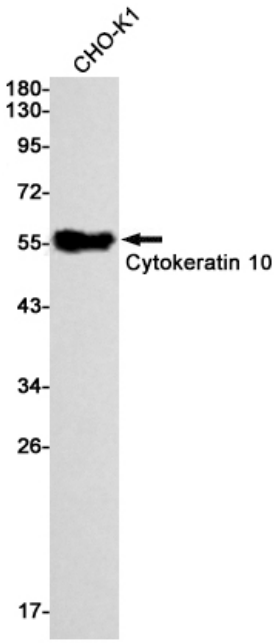

Western blot analysis of Cytokeratin 10 in CHO-K1 lysates using Cytokeratin 10 antibody.

9051 Mira Mesa Blvd, #910094
San Diego, CA 92191
Tel: 760-390-3989

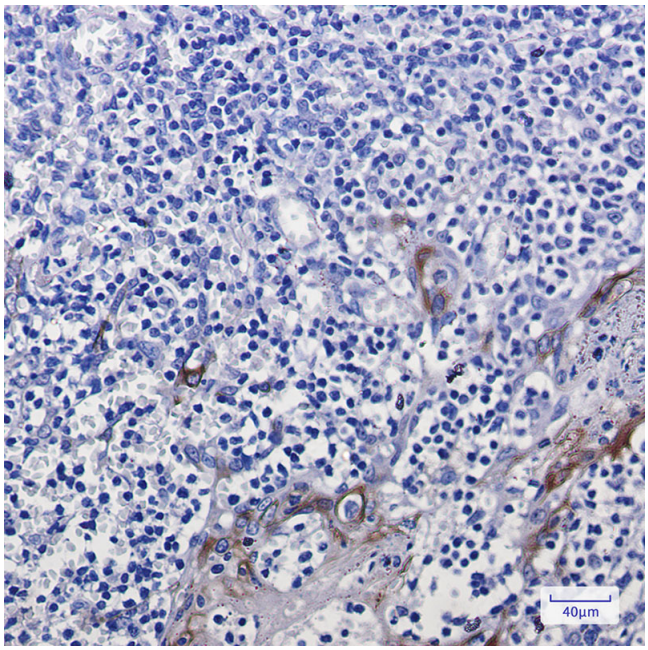

Immunohistochemistry analysis of paraffin-embedded Human tonsil using Cytokeratin 10 antibody. High-pressure and temperature Sodium Citrate pH 6.0 was used for antigen retrieval.