9051 Mira Mesa Blvd, #910094
San Diego, CA 92191
Tel: 760-390-3989

CD79a Rabbit mAb

ABZ2880

Product Overview

Name	CD79a Rabbit mAb
Accession(Primary)	P11912
Host Species	Rabbit
Clonality	Monoclonal
Isotype	IgG
Species Reactivity	Human
Calculated MW	Calculated MW: 25 kDa; Observed MW: 45-55 kDa
Recommended Dilution	WB-1:2000-1:5000; IHC-P-1:100-1:200; ICC/IF-1:200-1:500

Target information (P11912)

Gene Name	CD79A
About Gene Symbol	

9051 Mira Mesa Blvd, #910094
San Diego, CA 92191
Tel: 760-390-3989

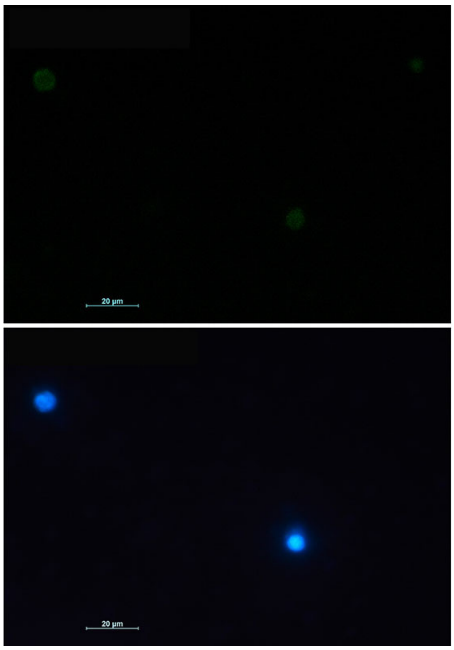

Immunocytochemistry analysis of CD79a (green) in HL-60 using CD79a antibody,and DAPI(blue).

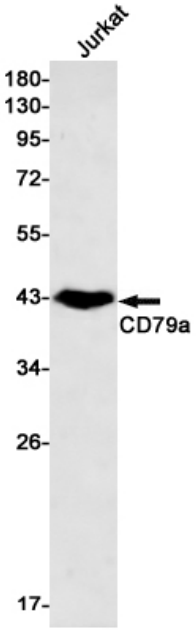

Western blot analysis of CD79a in Jurkat lysates using CD79a antibody.

9051 Mira Mesa Blvd, #910094
San Diego, CA 92191
Tel: 760-390-3989

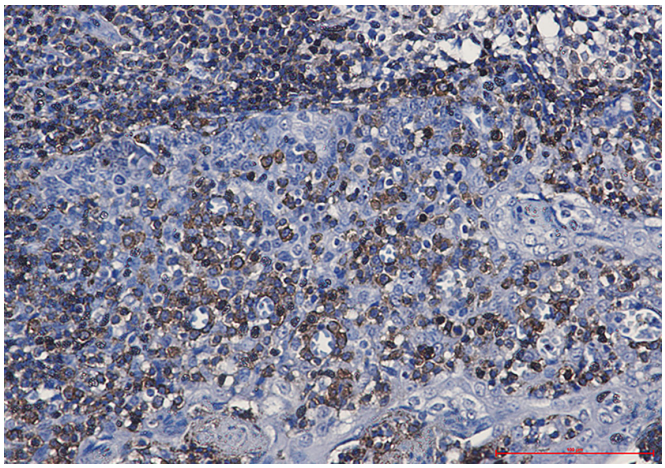

Immunohistochemistry analysis of paraffin-embedded Human tonsil using CD79a antibody. High-pressure and temperature Sodium Citrate pH 6.0 was used for antigen retrieval.